



QuickGene Series Application Guide

Genomic DNA Extraction from Gonococcal Bacteria (*Neisseria gonorrhoeae*)

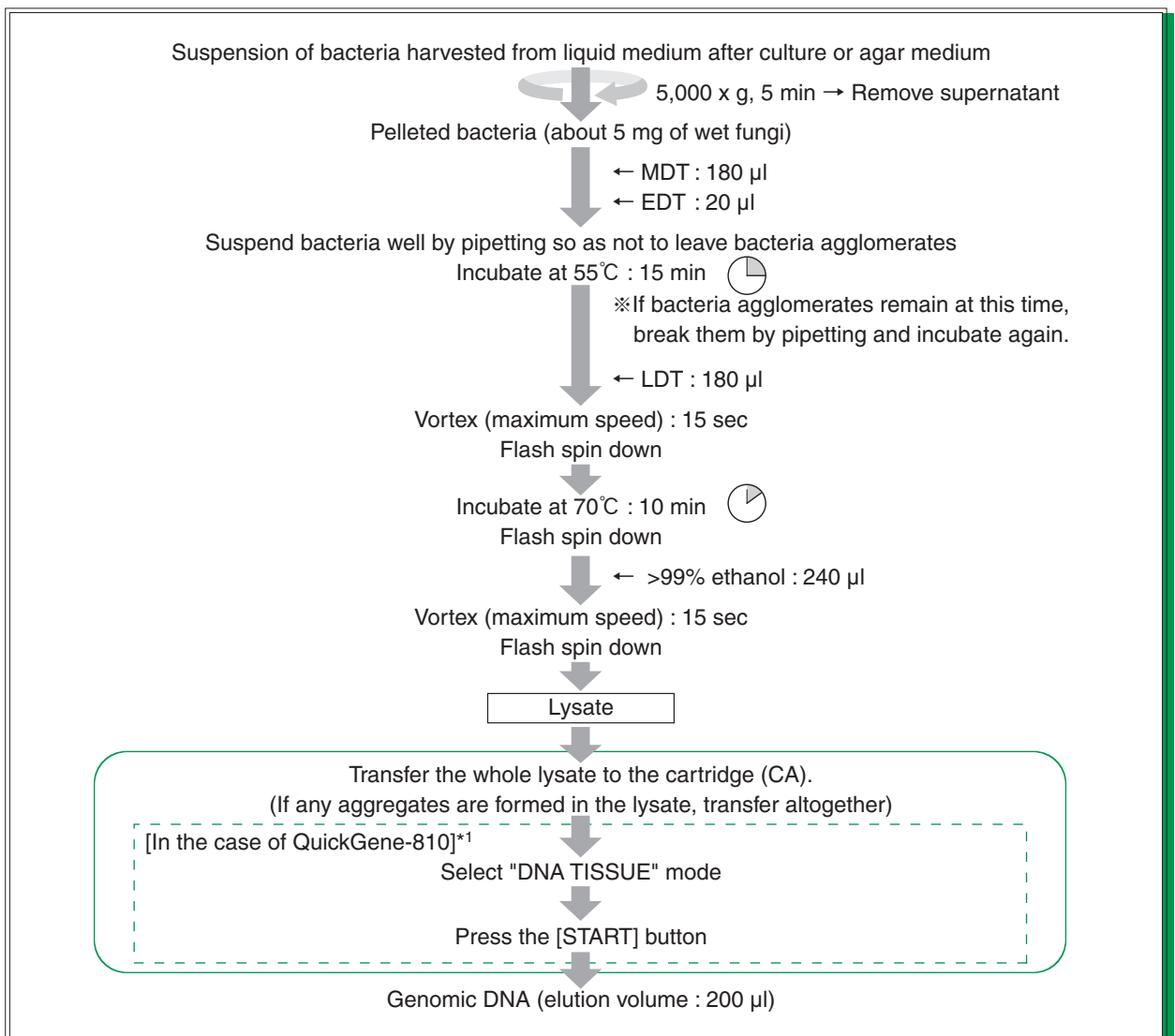
Kit : QuickGene DNA tissue kit S

Model : QuickGene-810 / QuickGene-Mini80

Summary

Enables easy and rapid genomic DNA extraction of gonococcal bacteria (*Neisseria gonorrhoeae*).

● Protocol



*1 : In the case of QuickGene-Mini80, please refer to the Kit Handbook for details.

* Perform extraction within 30 min after lysate preparation.

Results : Genomic DNA extraction from gonococcal bacteria (*Neisseria gonorrhoeae*)

Genomic DNA was extracted from gonococcal bacteria (*Neisseria gonorrhoeae*) using QuickGene system (QuickGene and QuickGene DNA tissue kit S) and Spin column method (A company).

Bacterial strain : Clinical isolates No.1~5
extracted from about 4.5~6 mg of each wet fungi

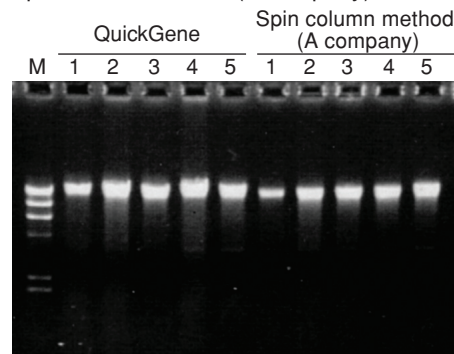
● The yield and purity of genomic DNA

sample	Yield					Purity (A260/280)				
	No.1	No.2	No.3	No.4	No.5	No.1	No.2	No.3	No.4	No.5
QuickGene	8.5 µg	7.1 µg	11.2 µg	11.0 µg	7.3 µg	1.97	2.06	2.39	2.03	2.04
Spin column method (A company)	3.2 µg	6.6 µg	5.8 µg	6.5 µg	4.6 µg	2.11	2.05	2.46	2.00	2.05

The use of QuickGene system enables extraction of high-purity genomic DNA with little contamination of protein in better reproducibility and yield than Spin column method (A company).

● Electrophoresis of genomic DNA

Electrophoresis was performed with genomic DNA extracted from gonococcal bacteria using QuickGene system and Spin column method (A company).



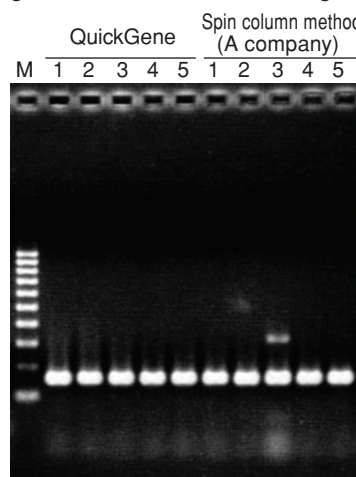
Electrophoresis condition : 1.5% agarose / 1 x TAE

M : λ -Hind III
1 : Bacterial strain No.1
2 : Bacterial strain No.2
3 : Bacterial strain No.3
4 : Bacterial strain No.4
5 : Bacterial strain No.5

No decomposition was detected for extracted genomic DNA.

● PCR

ParC gene in subunit of topoisomerase IV as target of fluoroquinolone antibacterial agent was detected by PCR for genomic DNA extracted using QuickGene system and Spin column method (A company).



Electrophoresis condition : 2% agarose / 1 x TAE

M : 100 bp DNA Ladder
1 : Bacterial strain No.1
2 : Bacterial strain No.2
3 : Bacterial strain No.3
4 : Bacterial strain No.4
5 : Bacterial strain No.5

PCR products were detected for each genomic DNA.

* Trademark and exclusion item

Right to registered names etc. used in this Application Guide is protected by law especially even in the case of no denotation.

FUJIFILM

FUJIFILM Corporation 7-3, Akasaka 9-Chome, Minato-ku, Tokyo 107-0052, Japan, Tel : +81-3-6271-2158, Fax : +81-3-6271-3136 • E-mail : sginfo@fujifilm.co.jp

FUJIFILM Europe GmbH Heesenstr.31, 40549 Dusseldorf, Germany, Tel:+49-211-5089-174, Fax:+49-211-5089-9144 • E-mail:lifescience@fujifilmneurope.de

FUJIFILM UK Ltd. Unit 12 St Martins Way, St Martins Business Centre, Bedford, MK42 0LF, U.K.,Tel:+44-1234-245291, Fax:+44-1234-245293 • E-mail:lifesciences@fujifilm.co.uk

富士胶片(中国)投资有限公司 31st floor, Hong Kong New World Tower, No.300 Huai Hai Zhong Road, Shanghai, P.R China, Tel:+86-21-3302-4655 ext.363, Fax:+86-21-6384-3322 • E-mail:wgxiang@fujifilm.com.cn

FUJIFILM Medical Systems U.S.A., Inc. Tel:+1-866-902-3854 Fax:+1-203-327-6485 • E-mail:don.wilke@fujimed.com

<http://lifescience.fujifilm.com/>