

FUJINON

Video ENT Endoscopes



FUJINON
 **FUJIFILM**

FUJINON Video ENT Endoscopes

We proudly introduce our video ENT endoscopes, the ER-270FP and ER-270T. Designed to provide a higher level of imaging capability than ever believed possible in small diameter endoscopes, these technically advanced scopes open the door to a new era in video diagnostics and patient comfort.

Also designed for ease-of-use in both hospital and office settings, the ER-270FP and ER-270T are used in Fujinon's small, lightweight EPX-2200 processor and light source unit. Fujinon Video ENT Endoscopes opens the door to an era of video diagnosis.

ENT Excellence _____ ***Redefined, Reinvented, and Remarkable.***

Fujinon Video ENT Endoscopes are electronic endoscopes developed through the collection of cutting-edge technologies to realize "ENT Excellences." Not only do they contribute to the diagnosis and observation of the otolaryngological area including the vocal cords, nasal cavity, and eardrum, they answer the needs for increased speed, safety, and validity in endoscopic diagnosis.



Excellent Image — Redefined

Bright and clear, the high-resolution images redefine traditional ENT imaging through the adoption of a new, ultra-compact, high-density CCD chip.



ER-270FP



ER-270FP



ER-270T



ER-270T

Excellent Ergonomics — Reinvented

Fujinon has reinvented physician comfort and reduced overall fatigue with a new small, lightweight simple design.


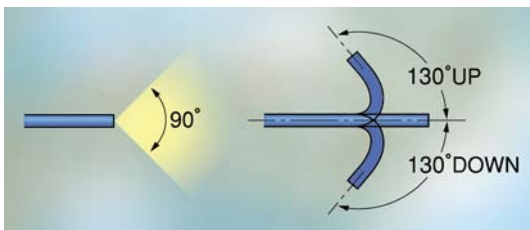


Excellent Insertion — Remarkable

In order to dramatically improve patient comfort without compromising clinical diagnosis, Fujinon developed its most remarkable endoscopes. At 3.5mm the FP offers superior clinical diagnosis and at 4.9mm (with a 2.0mm channel) the T offers exceptional comfort with therapeutic intervention.

Wide Observation Range and Extended Bending Capability


A wide 90° (insert degree symbol) angle of view and extended bending capability of 130° (insert degree symbol) provide for improved observation, maneuverability, and orientation in the nasal cavity.



Distal end diameter:
3.5mm

ER-270FP

The ER-270FP is a pure observation video endoscope. Only 3.5mm at the distal end, the FP offers exceptional maneuverability and insertion capability, both of which maximize physician and patient comfort.



Distal end diameter:
4.9mm
Forceps channel diameter:
2.0mm

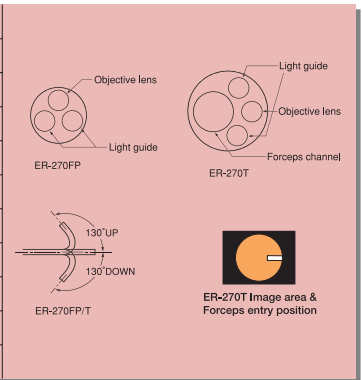
ER-270T

The ER-270T allows for advanced therapeutics with exceptional optics. Although therapeutic, the distal end diameter is a slim 4.9mm and incorporates a generous 2.0mm working channel. In addition the incorporated suction button allows for the removal of mucus during therapy.

FUJINON Video ENT Endoscopes Specifications



	ER-270FP	ER-270T
Viewing direction	Forward	
Observation range	3 ~ 50mm	
Field of view	90 °	
Distal end diameter	3.5mm	4.9mm
Flexible portion diameter	3.6mm	4.9mm
Bending capability : UP	130 °	
DOWN	130 °	
Forceps channel diameter	-	2.0mm
Working length	300mm	
Total length	553mm	570mm



Compact Design with Integrated Video System and Light Source: Optimized for Hospital Use



EPX-2200 150W Xenon Processor

Specifications

TV system	NTSC/PAL
Power supply	AC120V/230V
Image zoom	Electronic Zoom X1.00 to X2.00 (0.05steps)
Memory	Patient data-44 patients Clinical procedure-20 procedures
Light source	150 watt Xenon lamp (Emergency lamp 75W Halogen lamp)
Dimensions	330(W) X 430(D) X 160(H)mm, 13 X 16.9 X 6.3 inches
Weight	16kg (35.2lbs)
Image output	Video(BNC) 1 channel S-Video 2 channels RGB-VIDEO 2 channels

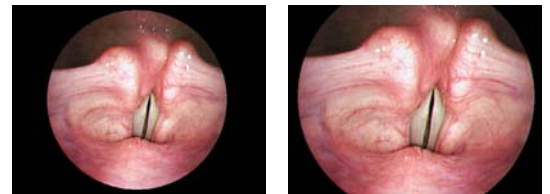
Space-saving through an Integrated Design



Fujinon has minimized space and maximized function through the integrated design of the EPX-2200. With the light source and processor combined into one small, lightweight unit you can do more in less space.

Electronic Magnification Function Enlarges High Quality Images

With a single touch of a switch, observation images can be digitally enlarged. You can select the image size freely within the range of 100-200%.



FUJIFILM GROUP

FUJINON CORPORATION

1-324 UETAKE, KITA-KU, SAITAMA CITY, SAITAMA 331-9624, JAPAN
TEL : 81-48-668-2153 FAX : 81-48-668-1570
E-mail:sales@msv.fujinon.co.jp URL <http://www.fujinon.co.jp/>

FUJINON INC.

10 HIGH POINT DRIVE, WAYNE, NJ 07470, U.S.A.
TEL : 1-973-633-5600 FAX : 1-973-633-8818
E-mail : med.info@fujinon.com URL <http://www.fujinon.com/>

FUJINON (EUROPE) GmbH

HALSKESTRASSE 4, 47877 WILLICH, GERMANY
TEL : 49-2154-924-0 FAX : 49-2154-924-290
E-mail : Fujinon@fujinon.de URL <http://www.fujinon.de/>

FUJINON SINGAPORE PTE. LTD.

BLK 211 HENDERSON ROAD, #10-04 HENDERSON INDUSTRIAL PARK,
SINGAPORE, 159552 TEL : 65-6276-4988 FAX : 65-6276-6911
E-mail : fujinon@fujinon.com.sg URL <http://www.fujinon.com.sg/>

FUJINON AUSTRALIA PTY. LTD.

UNIT-18, 52 HOLKER STREET, SILVERWATER N.S.W. 2128, AUSTRALIA
TEL : 61-2-9748-2744 FAX : 61-2-9748-2428 E-mail : sales@fujinon.com.au

SHANGHAI FUJINON MEDICAL EQUIPMENT CO.,LTD.

FLAT B, 6/FL, SHI MEI BLD,79 RI JING ROAD,
WAI GAO QIAO FREE TRADE ZONE, SHANGHAI, ZIP CODE: 200131 CHINA
TEL : 86-21-5424-9262(Office) TEL:86-21-5866-2151(Service)
FAX : 86-21-5866-2150 E-mail : fjng2001@hotmail.com