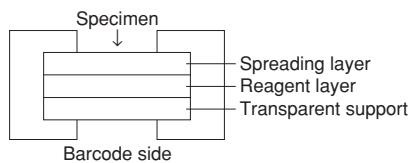


FUJI DRI-CHEM SLIDE GPT/ALT-PIII

[Warnings and precautions]

- Only the required number of slides should be taken out of the refrigerator and warmed up to room temperature before opening the individual packages.
- Do not touch either the center part of the surface or the back of the slide.
- A new slide must be used for each measurement. Do not reuse.
- Handle all patient specimens, control serum and used tips carefully as biohazardous samples. Wear proper gloves, glasses and other protective gear for your safety.
- Used slides are categorized as infectious waste. Make sure to dispose them in accordance with the Waste Disposal Law and other related regulations, which prescribe the proper method of disposal, such as incineration, melting, sterilization or disinfection.

[Composition of the slide]**1. Multi-layered structure****2. Ingredients per slide**

- L-Alanine 0.44 mg (4.9 µmol)
- α-Ketoglutaric acid disodium salt 0.064 mg (0.28 µmol)
- Potassium phosphate 0.072 mg (0.53 µmol)
- Pyruvate oxidase 0.54 U
- Peroxidase 2.4 U
- Diarylimidazole leuco dye 0.044 mg (0.09 µmol)

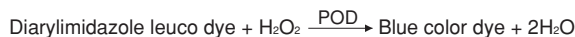
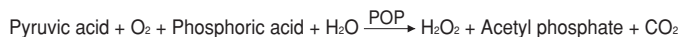
[Intended use]

Quantitative measurement of glutamic pyruvic transaminase (alanine aminotransferase) activity in plasma or serum.

For *in vitro* diagnostic use only.

[Principle of the measurement]

10 µL of plasma or serum is deposited on a FUJI DRI-CHEM SLIDE GPT/ALT-PIII. The slide is incubated at 37 °C and GPT in the sample catalyses the amino-transition reaction with the substrate of L-alanine after spreading uniformly in the spreading layer. Pyruvic acid produced by the reaction generates hydrogen peroxide by pyruvate oxidase (POP). Hydrogen peroxide oxidizes diarylimidazole leuco dye by the catalytic reaction of peroxidase (POD) and forms a blue color dye. The increase of absorbance by the generated dye is measured from 2.5 min to 4 min at 650 nm by reflective spectrophotometry and the GPT activity is calculated according to the installed formula.

**[Additional special equipment]**

Analyzer: FUJI DRI-CHEM ANALYZER

Other implements: FUJI DRI-CHEM QC CARD (attached)

: FUJI CLEAN TIPS

: FUJI HEPARIN/PLAIN TUBE or Blood collection tube specified in the "INSTRUCTION MANUAL" for FUJI DRI-CHEM ANALYZER

[Specimen requirements]

- After collecting the blood sample, immediate measurement is recommended.
- For plasma, heparin can be used as the anticoagulant. When using heparin, less than 50 units of heparin should be used per 1 mL of whole blood. Do not use EDTA salt, sodium fluoride, citric acid, oxalic acid and monoiodoacetic acid.
- Avoid using plasma or serum with precipitate such as fibrin.
- Do not use hemolytic plasma or serum.
- When the measured value exceeds the upper limit of the dynamic range, dilute the sample with distilled water or saline. Since the data obtained by dilution may deviate more widely than usual, the data should be treated as estimation.

[Procedure]

- Read in the new QC-card when you switch to a new box of slides.
 - Set slides on FUJI DRI-CHEM analyzer.
 - Set a sample tube in the specified sample rack.
 - Input a sequence No. and a sample ID if appropriate.
 - Press the "START" key to initiate testing.
- For further details of operation procedure, consult "INSTRUCTION MANUAL" for FUJI DRI-CHEM analyzer.

[Reference intervals]

4–44 U/L (JSCC* standard method, 37 °C) (0.67–7.35 µkat/L)

As the reference intervals depend on the population of the test, it is required that each laboratory set its own reference intervals. The clinical diagnosis must be made by the doctor in charge based on the measured results in the light of clinical symptoms and other test results.

*Japan society of clinical chemistry (JSCC) method does not include pyridoxal phosphate (PALP).

[Performance characteristics]

1. Dynamic range 10–1000 U/L (0.17–16.70 µkat/L)

2. Accuracy

Concentration range	Accuracy
10–30 U/L	Within ± 6 U/L
30–1000 U/L	Within ± 20 %

3. Precision

Concentration range	Precision
10–60 U/L	SD ≤ 3 U/L
60–1000 U/L	CV ≤ 5 %

4. Correlation

Correlation was evaluated between JSCC standard method, 37 °C and FUJI DRI-CHEM system. JSCC standard method was run on a HITACHI automated analyzer. This examination was carried out at the laboratory of FUJIFILM Corporation.

	n	Slope	Intercept	Correlation coefficient
Serum	52	1.002	0.87	0.998

5. Known interfering substances

- Dobutamine hydrochloride (cardiotonic reagent) and dopamine hydrochloride (cardiotonic reagent) give minus bias.
- The effects on the measured value were examined by adding substances as shown below to a serum sample obtained from a healthy volunteer or a control serum. No significant effect was observed to the following concentration for each substance.

Ascorbic acid	0.57 mmol/L
Bilirubin	340 µmol/L
Pyruvic acid	0.23 mmol/L
Total protein	40–95 g/L

These results are representative;

- Test condition may have some influence on your results.
- Interferences from other substances are not predictable.

[Internal quality control]

The accuracy and precision of this product can be evaluated with FUJI DRI-CHEM CONTROL QP-L and/or QP-H.

- Select control level in accordance with your purpose.
- Measure FUJI DRI-CHEM CONTROL QP-L and/or QP-H in the same way as patient specimens.
- When the results obtained are outside the expected range shown in the sheet attached to FUJI DRI-CHEM CONTROL QP-L or QP-H, investigate the cause. For additional information, consult "Instructions for Use" for FUJI DRI-CHEM CONTROL QP-L or QP-H.

[Traceability of calibrators and control materials]

GPT...JCCLS (ERM)

Note: This reference material is applied to the reference method of FUJIFILM Corporation and is not directly applicable to FUJI DRI-CHEM SLIDE. JCCLS: Japanese Committee for Clinical Laboratory Standards

[Storage and shelf life]

- Storage: This product must be stored between 2–8 °C (35.6–46.4 °F) before use.
- Expiry date is printed on the carton.
- Use immediately after opening the individual package.

[Contents]

: Slide 24
: QC card 1

<http://lifescience.fujifilm.com>

FUJIFILM Europe GmbH
Heesenstr. 31, D-40549 Düsseldorf, GERMANY

FUJIFILM Corporation
3-11-46, Senzui, Asaka-shi, Saitama, 351-8585, JAPAN