

FUJIFILM

DIGITAL CAMERA

GFX 50S

New Features Guide

Version 3.00






Features added or changed as a result of firmware updates may no longer match the descriptions in the documentation supplied with this product. Visit our website for information on the updates available for different products:

http://www.fujifilm.com/support/digital_cameras/software/gfx_fw_table.html

Contents

GFX 50S firmware version 3.00 adds the features listed below. For information on earlier versions, visit the following website.

<http://fujifilm-dsc.com/en/manual/>

No.	Description	GFX 50S 	See 	Ver.
1	A  FOCUS BKT item has been added to drive modes.	7, 81	1	3.00
2	A FOCUS BKT item has been added to  SHOOTING SETTING in the shooting menu.	106	2	3.00
3	A 35mm FORMAT MODE item has been added to  SHOOTING SETTING > MOUNT ADAPTOR SETTING in the shooting menu.	111	3	3.00

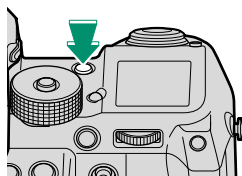
Additions













The following features have been added.

GFX 50S Owner's Manual: 7

The Drive Button


Pressing the drive button displays the following drive mode options.



Mode		Mode	
 STILL IMAGE (single frame)	40	 DYNAMIC RANGE BKT (dynamic range bracketing)	81
 CONTINUOUS (burst mode)	82	 FOCUS BKT (focus bracketing)	—
 AE BKT (exposure bracketing)	80	 MULTIPLE EXPOSURE	83
 ISO BKT (sensitivity bracketing)	80	 MOVIE	46
 FILM SIMULATION BKT (film simulation bracketing)	80		
 WHITE BALANCE BKT (white balance bracketing)	81		

GFX 50S Owner's Manual: 81



FOCUS BKT

Each time the shutter button is pressed, the camera takes a series of photos, varying focus with each shot. The number of shots, the amount focus changes with each shot, and the interval between shots can be selected using  **SHOOTING SETTING > FOCUS BKT**.

FOCUS BKT

Adjust focus bracketing settings.

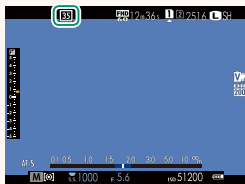
Option	Description
FRAMES	Choose the number of shots.
STEP	Choose the amount focus changes with each shot.
INTERVAL	Choose the interval between shots.

 **FOCUS BKT SETTING** can also be assigned to a function button ( 162, 182).

GFX 50S Owner's Manual: 111

35mm FORMAT MODE

Enabling **SHOOTING SETTING > MOUNT ADAPTOR SETTING > 35mm FORMAT MODE** in the shooting menu sets the picture angle to 35 mm; the change is reflected in the display.



Option	Description
ON	The picture angle is set to 35 mm; the change is reflected in the display.
OFF	35 mm format mode disabled.
AUTO	35 mm format mode is enabled automatically when a mount adapter that supports automatic detection is attached.

The **SCREEN SET-UP > DISP. CUSTOM SETTING** item in the setup menu (19, 158) includes an option (enabled by default) for displaying a **35mm FORMAT MODE** icon.

The **IMAGE QUALITY SETTING > IMAGE SIZE** item in the shooting menu is fixed at **3:2**.

FUJIFILM

FUJIFILM Corporation

7-3, AKASAKA 9-CHOME, MINATO-KU, TOKYO 107-0052, JAPAN

http://www.fujifilm.com/products/digital_cameras/index.html

