

DIGITAL CAMERA

X100F**New Features Guide**

Version 2.10





Features added or changed as a result of firmware updates may no longer match the descriptions in the documentation supplied with this product. Visit our website for information on the updates available for different products:

http://www.fujifilm.com/support/digital_cameras/software

Contents

X100F firmware version 2.10 adds the features listed below. For information on earlier versions, visit the following website.

<http://fujifilm-dsc.com/en/manual/>

No.	Description	X100F 	See 	Ver.
1	LARGE INDICATORS MODE(EVF/OVF) and LARGE INDICATORS MODE(LCD) options have been added to  SCREEN SETTING in the setup menu.	118	<i>EN-1</i> <i>EN-2</i>	2.10
2	A LARGE INDICATORS DISP. SETTING option has been added to  SCREEN SETTING in the setup menu.	118	<i>EN-3</i>	2.10

Additions

SCREEN SETTING

X100F Owner's Manual: 118

LARGE INDICATORS MODE(EVF/OVF)

Select **ON** to display large indicators in the electronic/optical viewfinder (EVF/OVF). The indicators displayed can be selected using **SCREEN SETTING > LARGE INDICATORS DISP. SETTING**.



OFF



ON

① Some icons are not displayed when **ON** is selected for **LARGE INDICATORS MODE(EVF/OVF)**, including:

- Focus indicator
- AF+MF indicator
- Microphone/remote release
- Distance indicator
- Focus mode
- Others

◆ If **LARGE INDICATORS MODE** is assigned to a function button, the button can be used to toggle **LARGE INDICATORS MODE** on (**ON**) and off (**OFF**) (📖 47, 121).

SCREEN SETTING


X100F Owner's Manual: 118

LARGE INDICATORS MODE(LCD)

Select **ON** to display large indicators in the LCD monitor. The indicators displayed can be selected using **SCREEN SETTING > LARGE INDICATORS DISP. SETTING**.



OFF



ON

ⓘ Some icons are not displayed when **ON** is selected for **LARGE INDICATORS MODE(LCD)**, including:

- Focus indicator
- AF+MF indicator
- Microphone/remote release
- Distance indicator
- Focus mode
- Others

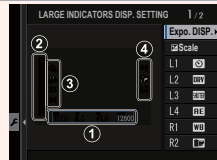
🔑 If **LARGE INDICATORS MODE** is assigned to a function button, the button can be used to toggle **LARGE INDICATORS MODE** on (**ON**) and off (**OFF**) (147, 121).

SCREEN SETTING

X100F Owner's Manual: 118

LARGE INDICATORS DISP. SETTING

Choose the indicators displayed when **ON** is selected for **SCREEN SETTING > LARGE INDICATORS MODE(EVF/OVF)** or **LARGE INDICATORS MODE(LCD)**.



Option	Description
① Expo. DISP.	Choose the items listed at the bottom of the display. Selected items are indicated by check marks (✓); to deselect, highlight the check marks and press MENU/OK .
② Scale	Select ON to display the exposure indicator.
③ L1, L2, L3, L4	Choose up to four large icons for display on the left side of the screen.
④ R1, R2, R3, R4	Choose up to four large icons for display on the right side of the screen.

FUJIFILM

FUJIFILM Corporation

7-3, AKASAKA 9-CHOME, MINATO-KU, TOKYO 107-0052, JAPAN

http://www.fujifilm.com/products/digital_cameras/index.html