



Revoria Press EC1100

 **Revoria Press™**



# Revoria Press EC1100

## The New Revoria Series.

Versatile media handling for a wide range of applications with faster printing and minimal downtime to help expand your business.

Revoria Press EC1100 optimally supports a wide range of application and creative finishing versatility, delivering quality image resolution at faster printing speeds, producing improved picture vibrancy, smooth gradation and sharper text. In addition to its attractive finishing features, the printer is also able to handle long paper and heavyweight paper.



- 1: Envelope
- 2: Heavyweight (400 gsm)
- 3: Long paper (864 mm) 2 sided
- 4: Full Bleed Trim
- 5: Ticket
- 6: Postcard
- 7: Business Card
- 8: Long Paper (1,200 mm)

Note: Samples in this catalog include those that require separate finishing.

## Maximum speed of 100 ppm and high productivity on mixed media jobs

Achieve high utilisation rate with the high-performance print engine producing at 100 ppm\*<sup>1</sup>. Print mixed jobs\*<sup>2</sup> of coated and uncoated paper with minimum downtime along with image quality adjustment optimised when changing paper. Long paper of 330 x 1,200 mm can also be printed at 16 ppm with the Air Suction Feeder.


\*1: 52 to 300 gsm, A4.

\*2: When same paper size and speed priority mode is selected.

## "Air suction feeder" with high media handling capabilities

Each sheet is picked up and delivered securely by the shuttle head with air suction, improving paper feeding performance for low quality, textured and coated media.

Note: Optional Configuration.



## Supports Long Paper of Maximum 1,200 mm

From 98 x 148 mm to 330 x 488 mm, the printer supports a wide range of paper sizes. Equipped for all configurations, the Multi Sheet Inserter for Banner Print can also print on long paper (330 x 660 mm) with the options of one-sided printing on long paper (330 x 1,200 mm) and duplex automatic printing on long paper (330 x 864 mm) that open up new applications and business opportunities.

### Supported sizes



## Handles Various Media Weight from 52 gsm to 400 gsm

Everything from thin folded flyers to thick business cards can be printed. Additionally, not only can it handle heavyweight long papers up to 350 gsm\* but the efficiency in media handling and versatile printing are able to meet a wide range of customer requirements.

\* : For one-sided printing of long paper of up to 330x 660 mm from the optional Air Suction Feeder C1-DSXL or Chained Air Suction Feeder C1-DSXL-L. The supported paper weight differs depending on the feeder and paper length. For details, please check "Functions & Specifications".



## Maximise productivity with Revoria Flow EC11

Print server maximises the productivity of the printer, rapidly processing high capacity jobs at high resolution of 1,200 x 1,200 dpi, 10 bit while also effortlessly handling variable printing and other high capacity jobs.

### "Intermediate Data Format" Suppresses Capacity and Processes Jobs at High Speed

Text and images are automatically determined and managed in object units, with high image quality taking priority and processed at high speed while suppressing the capacity.

### High-speed processing is achieved by the "RIP Accelerator Board" hardware.

The printer efficiently performs beyond the server's physical specifications, allowing fast output with high-speed tuning.

Note: Standard configuration.

### "High-Speed Serial Transfer Technology" from Print Server to Printer

The print server processes and transmits data to the printer at 4.25 Gbps/channel\* broadband with automated error detection and correction, assuring high reliability.

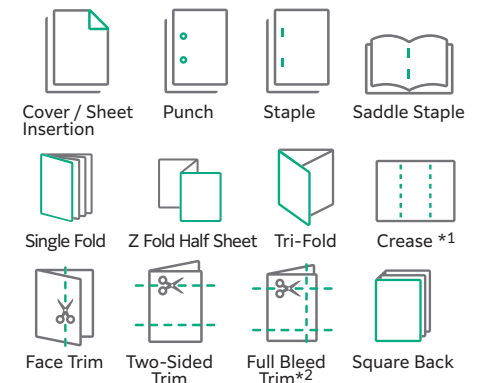
\*: 2 channels used in 1 colour.



## Wide Variety of Finishing Options

Easily complete jobs from print to finish with automated features of the Revoria Press EC1100 and its wide variety of finishing options, including A3 Cover Sheet Insertion, Punch, Staple, Saddle Staple, Z Fold Half Sheet/Tri-Fold, Crease, Face Trim, Full Bleed Trim, and Square Back.

### Finishing Applications



\*1: Up to 5 creases are possible for mountain fold and valley fold.

\*2: Full Bleed Trim is performed for Two-Sided Trim and Face Trim.

Note: Optional configuration.

# High Image Quality, Automatic Processing Technology, Reliable System Maximising Uptime

## 1,200 x 1,200 dpi x 10-bit RIP rendering

Print server maximises the productivity of the printer, rapidly processing high capacity jobs at high resolution of 1,200 x 1,200 dpi, 10 bit while also effortlessly handling variable printing and other high capacity jobs.

## Detailed to pixel

### Edge enhancement:

Screen processing on contours reproduces crisp texts and lines by suppressing jaggy, which typically occurs on mid-tone lines and texts.

### Adjust Invert Text/Line Weight:

Several levels of toner amount are available for selection to apply to the contour, so a desirable balance can be set for better readability of texts. In these processes, the press mitigates crushing of white texts and fattening of black texts when the texts are small.

## Rectify errors with Visual Log Display

Easily check user job logs with a timeline function that displays job, printer status and history in chronological order.

## Stable Colour Reproduction with 3D Calibration

Revoria Press EC 1100 provides accurate colour calibration with Inline Sensor or the X-Rite i1® Pro 3 spectrophotometer. It also supports stable colour reproduction, has a high-resolution 3D calibration feature, includes feedback to support both single and mixed colours.

## Automation with Inline Sensor

Save time and improve efficiency with automated adjustments for colour calibration, image-to-media alignment, image transfer adjustment, density uniformity adjustment and tone reproduction curve adjustment.

## Optimize print conditions for each paper type

Minimise adjustments when setting up print job with pre-registered paper type setting in the Media Library such as voltage and curl. Alternatively, you can customise preloaded recommended paper list and save up to 1,000 paper type setting for faster print setup.

## From Monitor, On Print

Disregard the need to check colour with each print. The Colour Profile Maker for Display lets you check\* the colour of the printed material on your monitor with precision.

\*: Some colour gamuts cannot be reproduced.



## Auto Sheet Clearing After Paper Jam

Significantly reduce jam clearance time with automated clearing of remaining paper after a jam.

## Easy Rectification During Jams

When a paper jam occurs, offset pages are inserted to identify any missing or repeat pages.

## Reliable Support System Remote Services\*

FUJIFILM Business Innovation Remote Services increase machine reliability, uptime, and productivity — making it easier for us to help you keep your business running smoothly. With remote services, we connect our support systems and tools with skilled teams all over the world, so we can provide responsive assistance when you need it most. This enables us to offer proactive solutions through robust underlying knowledge and comprehensive product understanding.

- Reduce downtime by transmitting machine data to detect and prevent problems.
- Keep your printing supplies stocked and automatically delivered, improving utilisation efficiency.
- Automatically report billing meters to save time and improve accuracy.



\*: Availability depends on location.



# Supported Technologies

## 1 Control Panel

Access settings with ease and view job status and errors with the large 10.1-inch Liquid Crystal Touch Panel.

## 2 VCSEL-ROS / EA-Eco toner\*

The VCSEL-ROS provides 2,400 dpi print resolution while the energy-efficient EA-Eco toner\* achieves synergistic effect with toner volume control based on coated/uncoated paper to deliver high-quality images comparable to offset printing.

\*: Emulsion Aggregation-Eco Toner.

## 3 Air Suction Mechanism / Multifeed Detection Device

The Air Suction Feeder\* is installed with our proprietary air suction mechanism to stabilise various paper for high speed feed. The Multifeed Detection Device detects multiple feeding and ensures documents are printed accurately.

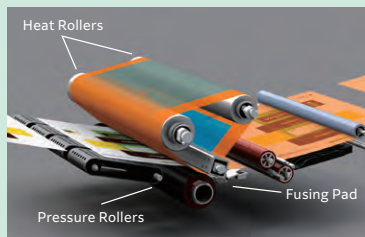
\*: Optional.

## 4 Gate-Type Registration Mechanism

This mechanism corrects the tilt of paper moving at high speed and stabilises the paper path.

## 5 Compact Belt Roll Fuser

The compact belt roll fuser ensures uniformity of heat and pressure required to fuse images onto a wide variety of paper stocks including heavyweight.



## 6 Built-in Twin Decurler

This machine corrects paper curl, which can negatively affect stable transfer. The amount of correction can be adjusted to match the size and orientation of any type of paper curl.

## 7 Compact Paper Cooling Device


Stabilised paper transfer and smooth finishing for high-quality print jobs are achieved by the compact paper cooling device.

## 8 Inline Sensor

Waste no time with adjustments and machine downtime with automated adjustments for colour calibration, image-to-media alignment, image transfer adjustment, density uniformity adjustment and tonal reproduction curve adjustment.

## 9 Real Time Curl Correction

Adjust the amount of curl in printouts by installing the optional Interface Decurler Module D1.



# Various Options Available According to Needs

## Feeding Options (Max. 10,300 sheets)\*

\*: Main unit + Chained Air Suction Feeder C1-DS-L + Chained Air Suction Feeder C1-DS-R.

### One High Capacity Feeder Configuration



High Capacity Feeder C3-DS+  
Multi Sheet Inserter for Banner Print

Air Assist	2,000 sheets x 2 trays +250 sheets
Multifeed Detection	Maximum A3, 330 x 488 mm



Air Suction Feeder C1-DS

Air Suction	2,100 sheets x 2 trays +250 sheets
Multifeed Detection	Maximum A3, 330 x 488 mm



Air Suction Feeder C1-DSXL\*1+  
Banner Unit for Air Suction Feeder C1-DSXL

1,200 mm Long Paper*2	800 sheets + 2,100 sheets +250 sheets
Air Suction	Maximum A3, 330 x 1,200 mm (Upper Tray)
Multifeed Detection	

### Two High Capacity Feeder Configuration



2nd High Capacity Feeder C1-DS+  
High Capacity Feeder C3-DS+  
Multi Sheet Inserter for Banner Print

Air Assist	2,000 sheets x 2 trays x 2 units +250 sheets
Multifeed Detection	Maximum A3, 330 x 488 mm



Chained Air Suction Feeder C1-DS-L +  
Chained Air Suction Feeder C1-DS-R

Air Suction	2,100 sheets x 2 trays x2 units +250 sheets
Multifeed Detection	Maximum A3, 330 x 488 mm



Chained Air Suction Feeder C1-DSXL-L\*1+  
Chained Air Suction Feeder C1-DS-R+  
Banner Unit for Air Suction Feeder C1-DSXL

1,200 mm Long Paper*2	800 sheets + 2,100 sheets + 2,100 sheets x 2 trays +250 sheets
Air Suction	Maximum A3, 330 x 1,200 mm (Upper Tray)
Multifeed Detection	

Note: The High Capacity Feeder is a required option. Be sure to select a configuration.

\*1: Only the upper tray allows long paper feeding. \*2: During 1 Sided Printing. Up to 330 x 864 mm during Duplex Automatic Print.

## Output Options (Max. 14,500 sheets)\*

\*: High Capacity Stacker A1 x 2 + Finisher D6.



Offset Catch Tray

Offset Stack
--------------



Long Catch Tray

Long paper Stacking
---------------------



Interface Decurler  
Module D1

Real Time Curl Correction
---------------------------



Inserter D1

Cover / Sheet Insertion
-------------------------



High Capacity Stacker A1

5,000 sheet of Offset Stacking
Available in single and dual combinations
Stacker Cart
Long Paper Stacking *1



Crease / Two-sided  
Trimmer D2

Two-sided Trim
Crease



Folder Unit CD2

Z Fold Half Sheet
Tri-Fold



Square Back Fold  
Trimmer D1

Face Trim
Square Back



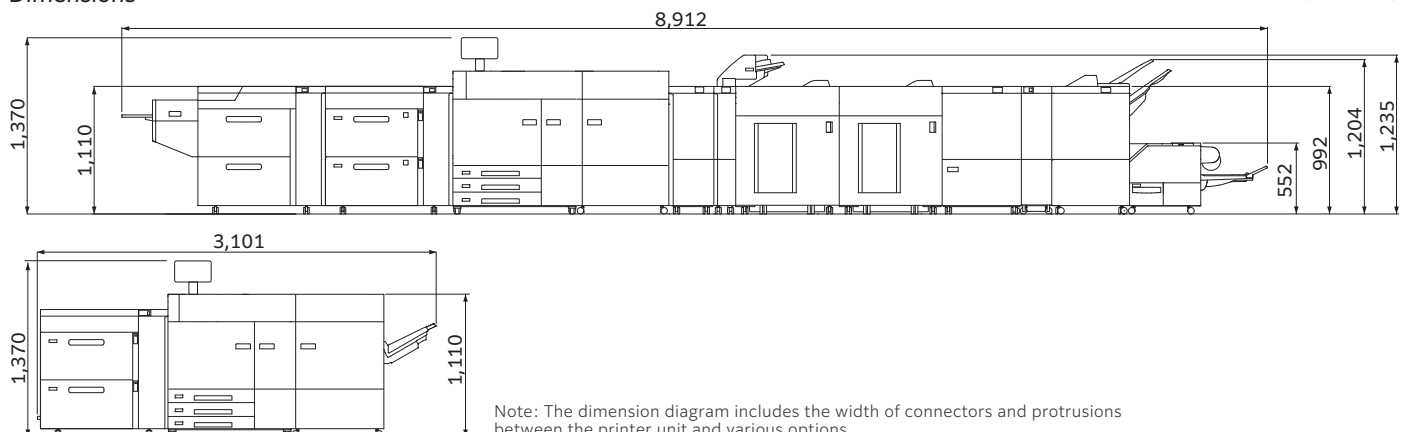
Finisher D6 / Finisher D6  
with Booklet Maker

Sort / Stack	Staple
Punch*1	Saddle Staple / Single Fold *2
Long Paper Stacking *1	

Note: For options and trays that can hold long paper output, please check "Functions & Specifications". \*1: Optional. \*2: For Finisher D6 with Booklet Maker.

## Dimensions

(Unit: mm)



# Revoria Press EC1100 Function & Specifications

## Basic Specifications / Print Function

Item	Description		
Type	Console		
Colour Capability	Full Colour		
Printing Resolution	2,400 x 2,400 dpi		
Continuous Print Speed <sup>1</sup>	A4	100 ppm	
	A3	52 ppm	
Paper Size <sup>2</sup>	Tray 1, 2, 3	Standard size: Max A3, 11 x 17", Min A5 Custom size: 140 x 182 mm to 330 x 488 mm	
	Bypass Tray (Tray 5) <sup>3</sup>	Standard size: Max A3, 11 x 17", Min A6 Custom size: 98 x 148 mm to 330 x 660 mm	
Paper Weight	Tray 1, 2, 3	64 to 256 gsm	
	Bypass Tray (Tray 5) <sup>3</sup>	52 to 300 gsm <sup>4</sup>	
Paper Tray Capacity <sup>5</sup>	Standard	550 sheets x 3-tray	
	Optional	[High Capacity Feeder C3-DS + Multi Sheet Inserter for Banner Print] 2,000 sheets x 2-tray + 250 sheets [2nd High Capacity Feeder C1-DS + High Capacity Feeder C3-DS+ Multi Sheet Inserter for Banner Print] 2,000 sheets x 2-tray x 2-connection + 250 sheets [Air Suction Feeder C1-DS <sup>6</sup> ] 2,100 sheets x 2-tray + 250 sheets [Air Suction Feeder C1-DSXL <sup>6</sup> + Banner Unit for Air Suction Feeder C1-DSXL] 800 sheets <sup>7</sup> + 2,100 sheets + 250 sheets [Chained Air Suction Feeder C1-DS-R + Chained Air Suction Feeder C1-DS-L <sup>6</sup> ] 2,100 sheets x 2-tray x 2-connection + 250 sheets [Chained Air Suction Feeder C1-DS-R + Chained Air Suction Feeder C1-DSXL-L <sup>6</sup> + Banner Unit for Air Suction Feeder C1-DSXL] 2,100 sheets x 2-tray + 800 sheets <sup>7</sup> + 2,100 sheets + 250 sheets	
		Max	10,300 sheets (Standard + Chained Air Suction Feeder C1-DS-R + Chained Air Suction Feeder C1-DS-L)
		Output Tray Capacity <sup>5,8</sup>	500 sheets(A3)
		Power Supply	AC200-240 V +/- 10%, 24 A, 50/60 Hz common
Maximum Power Consumption	5.76 kW		
Dimensions <sup>9</sup>	W 2,671 x D 834 x H 1,370 mm		
Weight <sup>9</sup>	727 kg		

Note: Multi Sheet Inserter for Banner Print cannot be directly connected to the main unit. It is used by connecting to High Capacity Feeder C3-DS. \*1: When continuously printing a single document. 52 to 300 gsm, uncoated paper. Print speed may be reduced depending on conditions of output data, on whether auto image quality adjustment is performed, on whether the job includes a mixture of paper sizes and types, and other reasons. \*2: Image loss width: Lead edge 4.0 mm, Trail edge 2.0 mm, Front 2.0 mm, Rear 2.0 mm. \*3: Bypass Tray is Multi Sheet Inserter for Banner Print. \*4: Banner Printing 52 to 220 gsm. \*5: 90 gsm paper. \*6: Multi Sheet Inserter for Banner Print is included. \*7: 100 sheets for paper longer than 864 mm (90 gsm). \*8: Offset Catch Tray. \*9: Includes main unit and High Capacity Feeder C3-DS. Excludes output tray and external print server.

## High Capacity Feeder C3-DS (Optional)

Item	Description	
Paper Size <sup>*1</sup>	High Capacity Feeder	Standard size: Max A3, 11 x 17", Min A6 Custom size: 98 x 148 mm to 330 x 488 mm
	Bypass Tray (Optional)	Standard size: Max A3, 11 x 17", Min A6 Custom size: 100 x 148 mm to 330 x 660 mm
Paper Weight	High Capacity Feeder	52 to 350 gsm
	Bypass Tray (Optional)	52 to 350 gsm <sup>*2</sup>
Feeding Capacity / Number of Tray <sup>*3</sup>	High Capacity Feeder	2,000 sheets x 2-tray
	Bypass Tray (Optional)	250 sheets
Power Supply	AC100-120 V +/- 10%, 6 A, AC220 - 240 V +/- 10%, 4 A, 50/60 Hz common	
Maximum Power Consumption	880 W	
Dimensions	W 988 x D 762 x H 992 mm	
Weight <sup>*4</sup>	232 kg	

Note: Optional Multi Sheet Inserter for Banner Print is required. Note: When High Capacity Feeder C3-DS is connected to 2nd High Capacity Feeder C1-DS, the optional Multi Sheet Inserter for Banner Print attached to the left module. \*1: When setting main scanning 98 to 182 mm paper, Post Card Kit 2 is required. \*2: 82 to 220 gsm for paper longer than 488 mm. \*3: 90 gsm paper. \*4: Including Multi Sheet Inserter for Banner Print.

## Air Suction Feeder C1-DS / C1-DSXL (Optional)

Item	Description	
	Air Suction Feeder C1-DS	Air Suction Feeder C1-DSXL + Banner Unit for Air Suction Feeder C1-DSXL
Paper Size <sup>*1</sup>	High Capacity Feeder	Standard size: Max A3, 11 x 17", Min A6 Custom size: 98 x 148 mm to 330 x 488 mm
	Bypass Tray	Standard size: Max A3, 11 x 17", Min A6 Custom size: 98 x 146 mm to 330 x 660 mm
Paper Weight	High Capacity Feeder	52 to 400 gsm
	Bypass Tray	52 to 350 gsm <sup>*4</sup>
Feeding Capacity / Number of Tray <sup>*5</sup>	High Capacity Feeder	2,100 sheets x 2-tray
	Bypass Tray	250 sheets
Power Supply	AC100-120 V +/- 10%, 6 A, AC220-240 V +/- 10%, 4 A, 50/60 Hz common	
Maximum Power Consumption	880 W	
Dimensions	W 988 x D 762 x H 992 mm	
Weight <sup>*7</sup>	194 kg	

Note: Multi Sheet Inserter for Banner Print is included. Note: Air Suction Feeder C1-DSXL can feed long paper only from the Upper tray. \*1: When setting main scanning 98 to 182 mm paper, Post Card Kit for Air Suction Feeder is required. \*2: Duplex Automatic Print supports paper size up to 330 x 864 mm. \*3: For long paper from 330 x 488 mm to 330 x 660 mm: 52 to 350 gsm; for paper up to 330 x 864 mm: 52 to 300 gsm; for paper up to 330 x 1,200 mm: 52 to 256 gsm. Duplex Automatic Print supports paper weight up to 300 gsm. \*4: 52 to 220 gsm for paper longer than 488 mm. \*5: 90 gsm paper. \*6: 100 sheets for paper longer than 864 mm (90 gsm). \*7: Including Multi Sheet Inserter for Banner Print.

## Offset Catch Tray / Long Catch Tray (Optional)

Item	Description	
	Offset Catch Tray	Long Catch Tray
Paper Size	Standard size: Max A3, 11 x 17", Min A6 Custom size: 98 x 148 mm to 330 x 660 mm <sup>*1</sup>	Standard size: Max A3, 11 x 17", Min A6 Custom size: 98 x 148 mm to 330 x 1,200 mm <sup>*2</sup>
Paper Weight	52 to 400 gsm	
Paper Capacity <sup>*3</sup>	500 sheets	300 sheets (Paper length up to 488 mm) 100 sheets (Paper length above 488 to 864 mm) 10 sheets (Paper length above 864 to 1,200 mm)
Dimensions	W 406 x D 393 x H 184 mm	W 512 x D 396 x H 308 mm <sup>*4</sup>
Weight	6 kg	

\*1: Paper capacity is guaranteed up to 488 mm. \*2: When Long Paper Extension Kit is not installed, the capacity is guaranteed up to 660 mm. \*3: 90 gsm paper. \*4: When Long Paper Extension Kit is installed, W 941 x D 396 x H 495 mm. \*5: When Long Paper Extension Kit is installed, 5 kg.

## Print Server [Revoria Flow EC11]

Item	Description	
Type	External	
CPU	Intel® Xeon® E-2226GE Processor(3.40 GHz)	
Storage device	Hard disk: 4 TB (System), SSD: 2 TB (Max 4 TB), DVD Multi drive	
Memory capacity	32 GB (Max: 32 GB)	
Server Operation System	Windows 10 IoT Enterprise LTSC 2021(64bit)	
Page Description Language	Adobe® PostScript® 3™, PDF/VT-1, PDF/VT-2, PPLM, VIPP <sup>1</sup>	
Print Data Format	PS, PDF1.7, PDF/X-1a, PDF/X-3, PDF/X-4, PDF/X-5, EPS, TIFF, JPEG	
Supported Operating System <sup>12</sup>	Windows 11 (64 bit), Windows 10 (32 bit / 64 bit), Windows Server 2022 (64 bit), Windows Server 2019 (64 bit), Windows Server 2016 (64 bit), Windows Server 2012 R2 (64 bit), Windows Server 2012 (64 bit), macOS 13 / 12 / 11 / 10.15 / 10.14 / 10.13	
	Interface: Ethernet: 1000BASE-T / 100BASE-TX / 10BASE-T x 2 USB: USB3.1 Gen1 x 2 (front side), USB3.1Gen 2 x 4 (back side)	
Network Protocol	TCP/IP (lpd / FTP / SMB / HTTP / IPP <sup>3</sup> )	
Power Supply	AC100-240 V +/- 10%, 3.6 A (100 V) / 1.5 A (240 V), 50/60 Hz common	
Maximum Power Consumption	0.4 kW	
Dimensions <sup>4</sup>	W 170 x D 403 x H 358 mm	
Weight <sup>4</sup>	8.9 kg	

\*1: Used with optional software Xerox FreeFlow VI Compose.\*2: Please refer to our official website for the latest supported OS. \*3: Used to work with Xerox FreeFlow Digital Workflow Collection. \*4: Print Server only. Excludes Monitor, mouse and keyboard.

## Finisher D6 / Finisher D6 with Booklet Maker (Optional)

Item	Description	
	Finisher D6	Finisher D6 with Booklet Maker
Type	Output Tray	Sort / Stack
	Finishing Tray	Sort (Offset available) / Stack (Offset available)
Paper Size	Output Tray	Standard size: Max A3, 11x17", Min A6 Custom size: 98 x 148 mm to 330 x 1,200 mm <sup>*1</sup>
	Finishing Tray	Standard size: Max A3, 11x17", Min A5 Custom size: 148 x 148 mm to 330 x 488 mm
Paper Weight	Output Tray	52 to 400 gsm
	Finishing Tray	52 to 350 gsm
Paper Capacity <sup>*2</sup>	Output Tray <sup>1</sup>	500 sheets (A4)
	Finishing Tray	[Without Stapling] A4: 3,000 sheets JIS B4 or larger: 1,500 sheets Mixed Size Stacking <sup>3</sup> : 350 sheets [With Stapling] A4: 200 sets or 3,000 sheets JIS B4 or larger: 100 sets or 1,500 sheets
Booklet Tray		[Without Stapling] A4: 2,000 sheets JIS B4 or larger: 1,500 sheets Mixed Size Stacking <sup>3</sup> : 350 sheets [With Stapling] A4: 200 sets or 2,000 sheets JIS B4 or larger: 100 sets or 1,500 sheets
		20 sets <sup>4</sup>
Capacity		100 sheets (90 gsm or less) <sup>5</sup>
		Standard size: Max A3, 11 x 17", Min JIS B5 Custom size: 182 x 182 mm to 297 x 432 mm
Paper Weight		52 to 350 gsm
		Single stapling, Dual stapling, 4 stapling
Position		2-hole / 4-hole punch or 2-hole / 3-hole punch (US Specifications)
Punch <sup>7</sup>	Paper Size <sup>8</sup>	Standard size: Max A3, 11 x 17", Min JIS B5 (2-hole punch, 3-hole punch), A4 (4-hole punch) Custom size: 203 x 182 mm to 297 x 431 mm
	Paper Weight	52 to 220 gsm
Capacity <sup>9</sup>		Saddle Staple: 30 sheets (90 gsm or less) Single Fold: 5 sheets (220 gsm or less)
Booklet Finishing	Paper Size	Standard size: Max A3, 11x17", Min JIS B5 Custom size: 182 x 257 mm to 330 x 488 mm
	Paper Weight	60 to 350 gsm
Power Supply	AC100-240 V +/- 10%, 3 A (100 V) / 1.5 A (240 V), 50/60 Hz common	
Maximum Power Consumption	360 W	
Dimensions	W 855 x D 725 x H 1,204 mm When Folder Unit CD2 is installed:	W 892 x D 725 x H 1,204 mm When Folder Unit CD2 is installed:
	W 1,092 x D 725 x H 1,204 mm	W 1,129 x D 725 x H 1,204 mm
Weight	87 kg When Folder Unit CD2 is installed:	107 kg When Folder Unit CD2 is installed:
	142 kg	162 kg

Note: Interface Decurler Module D1 is required. \*1: For paper longer than 330 x 488 mm, the capacity is not guaranteed. When the optional Banner Print Extension Kit is installed, 150 sheets of long paper up to 330 x 660 mm; 100 sheets of long paper up to 330 x 864 mm; 10 sheets of long paper up to 330 x 1,200 mm can be stacked. \*2: 82 gsm paper. \*3: When larger size sheets are stacked on top of smaller size sheets. \*4: When 16 sheets/set. \*5: 65 sheets for sizes exceeding A4. \*6: Available staple positions vary depending on the paper size. \*7: Optional. \*8: Available number of punch holes varies depending on the paper size. \*9: The maximum number of sheets varies depending on the paper weight. Booklet may not be tightly closed depending on the size or type of the paper.

# Revoria Press EC1100 Function & Specifications

## Folder Unit CD2 (Optional)

Item	Description
Z Fold Half Sheet	Paper Size A3, 11 x 17", JIS B4
	Paper Weight 60 to 90 gsm
Tri-fold	Paper Size A4, Letter
	Paper Weight 60 to 90 gsm
	Paper Capacity* 30 sheets
Power Supply	AC100-240 V +/- 10 %, 1 A (100 V) / 0.5 A (240 V), 50/60 Hz common
Maximum Power Consumption	120 W
Dimensions	W 232 x D 725 x H 992 mm
Weight	55 kg

Note: Finisher D6, or Finisher D6 with Booklet Maker is required. Note: Power supply separate from the Main Unit is required. \*: 82 gsm paper.

## Inserter D1 (Optional)

Item	Description
Paper Size	Standard size: Max A3, 11 x 17", Min A5 Custom size: 182 x 148 mm to 330 x 488 mm
Paper Weight	52 to 350 gsm
Paper Capacity <sup>1</sup>	250 sheets
Power Supply	Supplied from Interface Decurler Module D1
Dimensions	W 700 <sup>2</sup> x D 725 x H 1,235 mm
Weight	45 kg

Note: Finisher D6, Finisher D6 with Booklet Maker or High Capacity Stacker A1 is required. \*1: 82 gsm paper. \*2: The width of the paper transfer part only when connected to the device is 165 mm.

## Interface Decurler Module D1 (Optional)

Item	Description
Power Supply	AC100-240 V +/- 10 %, 2.5 A (100 V) / 1 A (240 V), 50/60 Hz common
Maximum Power Consumption	250 W
Dimensions	W 340 x D 725 x H 992 mm
Weight	40 kg

Note: Interface Decurler Module D1 is necessary for connecting Finisher D6, Finisher D6 with Booklet Maker or High Capacity Stacker A1 to the printer.

## Square Back Fold Trimmer D1 (Optional)

Item	Description
Paper Size	Same as the paper size of the Finisher D6 Booklet Finishing.
Paper Weight	Same as the paper weight of the Finisher D6 Booklet Finishing.
Booklet Tray Capacity <sup>1</sup>	20 sets (15 sheets bind and below), 15 sets (16 sheets bind and above)
	Capacity <sup>2</sup> Saddle Staple: 30 sheets, Single Fold: 5 sheets
Face Trim Trim dimensions	2 to 20 mm
Square Back Capacity <sup>2/3</sup>	30 sheets
Power Supply	AC100-240 V +/- 10 %, 1.0 A (100 V) / 0.6 A (240 V), 50/60 Hz common
Maximum Power Consumption	144 W
Dimensions	W 1,066 x D 725 x H 552 mm
Weight	100 kg

Note: Finisher D6 with Booklet Maker is required. \*1: Paper may not be accepted depending on paper type and other usage conditions. \*2: The capacity can decrease depending on type and weight of paper being used and other conditions. \*3: Square back finishing is not supported for single-folding and saddle stapling of less than 5 sheets.

## Crease / Two-sided Trimmer D2 (Optional)

Item	Description
Two-sided Trim	Paper Size Standard size: Max A3, 11 x 17", Min A4, Letter Custom size: 182 x 210 mm to 330 x 488 mm
	Paper Weight 52 to 350 gsm
	Trim dimensions One side: 6 to 25 mm
Crease	Paper Size Standard size: Max A3, 11 x 17", Min JIS B5 Custom size: 182 x 210 mm to 330 x 488 mm
	Paper Weight <sup>1</sup> 52 to 350 gsm
	Number of lines <sup>2</sup> 1 to 5
Power Supply	AC100-240 V +/- 10 %, 4 A (100 V) / 2 A (240 V), 50/60 Hz common
Maximum Power Consumption	480 W
Dimensions	W 605 x D 725 x H 992 mm
Weight	128 kg

Note: Finisher D6, or Finisher D6 with Booklet Maker is required. \*1: When using the booklet finishing, 157 gsm or more is supported for single sheet. \*2: The continuous print speed will decrease significantly as the number of lines increases.

## High Capacity Stacker A1 (Optional)

Item	Description
Paper Capacity <sup>1</sup>	Output Tray <sup>2</sup> 500 sheets <sup>3</sup>
	High Capacity Stacker - Stacker Cart 5,000 sheets
Paper Size	Output Tray Standard size: Max A3, 11 x 17", Min A6 Custom size: 98 x 148 mm to 330 x 1,200 mm
	High Capacity Stacker - Stacker Cart Standard size: Max A3, 11 x 17", Min JIS B5 Custom size: 203 x 182 mm to 330 x 488 mm
Paper Weight	Output Tray 52 to 400 gsm
	High Capacity Stacker - Stacker Cart 52 to 300 gsm
Power Supply	AC100-240 V +/- 10 %, 1.5 A (100 V) / 0.8 A (240 V), 50/60 Hz common
Maximum Power Consumption	192 W
Dimensions	W 800 x D 725 x H 1,042 mm
Weight <sup>4</sup>	155 kg

Note: Interface Decurler Module D1 is required. \*1: 80 gsm paper. \*2: For paper longer than 330 x 488 mm, the capacity is not guaranteed. When the optional Banner Print Extension Kit is installed, 100 sheets of long paper up to 330 x 864 mm; 10 sheets of long paper up to 330 x 1,200 mm can be stacked. \*3: When the optional Banner Print Extension Kit is installed, 250 sheets. \*4: Including Stacker Cart.

### Notes

- To comply with paper weight specifications, it is recommended to use our recommended paper. Document may not be printed correctly depending on usage conditions.
- Functional spare parts will be available for at least 7 years after the product is no longer manufactured.



Adobe PostScript Adobe PDF Print Engine

# FUJIFILM

Branch of FUJIFILM Business Innovation Asia Pacific Pte. Ltd. (Cambodia Branch)

No. 321, City Tower 5th Floor, Room 5B, Mao Tse Toung Blvd, Phsar Depo 1, Khan Toul Kork, Phnom Penh, Cambodia

Tel. +855-0-2396-4501 Fax. +855-0-2396-4505

[fujifilm.com/fbca](http://fujifilm.com/fbca)

The available model varies depending on the country/region. Please ask the sales representatives for details.

The product specifications, appearance and other details in this brochure are subject to change without notice for improvements.

**Reproduction Prohibitions** Please note that reproduction of the following is prohibited by law: •Domestic and foreign currencies, government-issued securities, and national bonds and local bond certificates. •Unused postage stamps, post cards, etc. •Certificate stamps stipulated by law. •Reproducing works forming the subject matter of copyright (literary works, musical works, paintings, engravings, maps, cinematographic works, drawings, photographic works, etc.) is not permitted unless the reproduction is for the purpose of personal use, family use or other similar uses within a limited circle.

**Trademarks** •FUJIFILM and FUJIFILM logo are registered trademarks or trademarks of FUJIFILM Corporation. •Revoria, Revoria logo, Revoria Press and Revoria Flow are registered trademarks or trademarks of FUJIFILM Business Innovation Corp. •macOS and Bonjour are trademarks of Apple Inc., registered in the U.S. and other countries and regions. •Adobe, Adobe logo, PostScript and PostScript logo, Adobe PDF, Adobe PDF Print Engine are either registered trademarks or trademarks of Adobe in the United States and/or other countries. •Windows, Windows Server and Active Directory are registered trademarks of Microsoft Corporation. •All product names and company names mentioned in this brochure are trademarks or registered trademarks of their respective companies.



### For Your Safety

Before using the product, read the Instruction Manual carefully for proper use. Use the product with the power source and voltage specified. Be sure to establish ground connection. Otherwise, electronic shock may result in the case of a failure or short circuit.