

DocuWorks 9.1

Document handling software



# Big changes for the future comes from everyday changes!

Everyday work, innovative business, starts with DocuWorks 9.1!



It's like working with the same familiar sense of using paper documents, your desk, or stationery that you are used to.

With no more troublesome settings, you can focus on your work.

Work can be visualized, and shared. It can be split up among different people.

The same environment, anywhere and anytime.

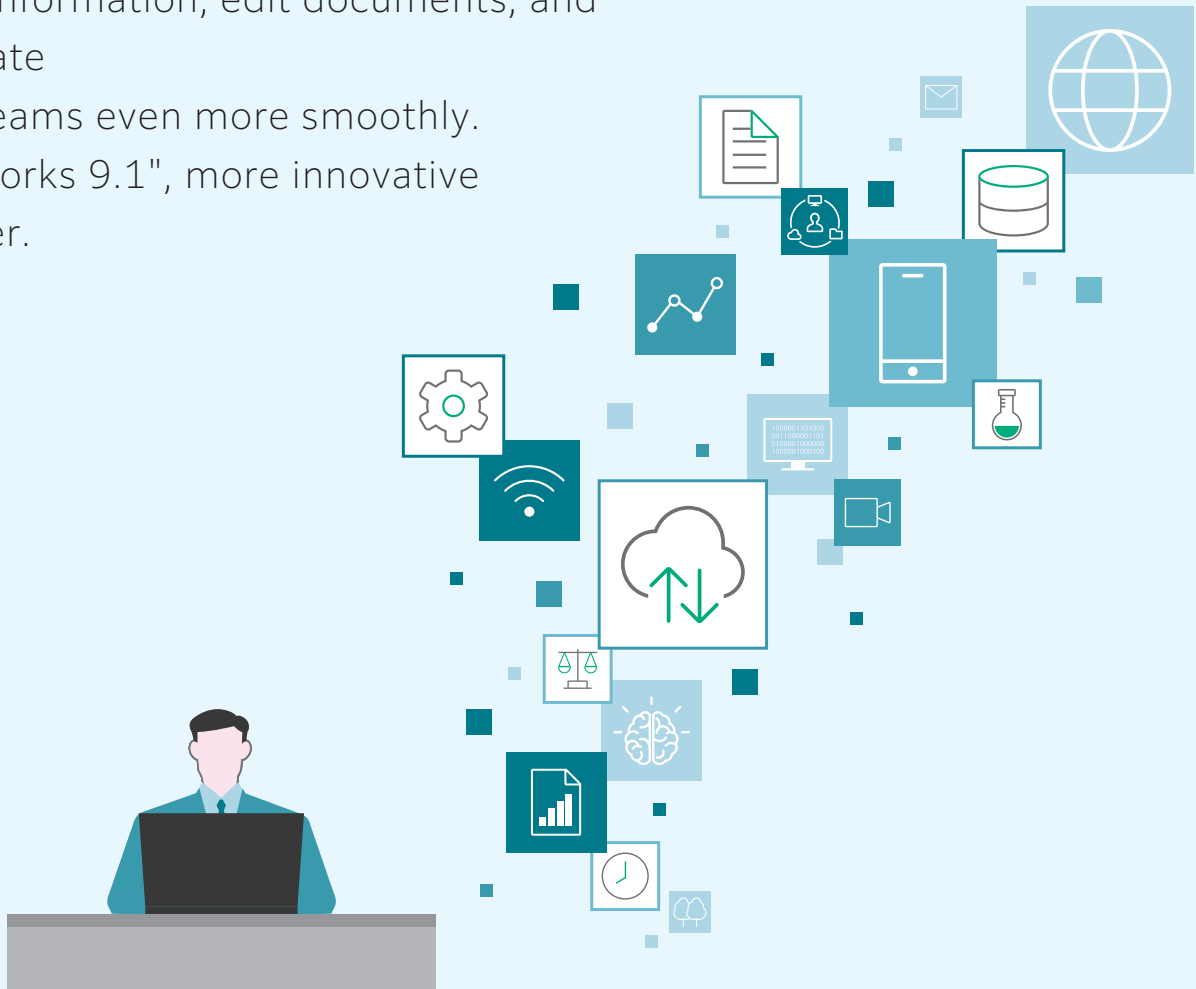
DocuWorks 9.1 is now more convenient than ever, and more adaptive to different working styles.

As a "business portal" essential for everyday tasks, DocuWorks 9.1 is there to support your work.

Change your working style with DocuWorks 9.1.

Innovation. Broadening every day at your fingertips.

Gather information, edit documents, and coordinate within teams even more smoothly. "DocuWorks 9.1", more innovative than ever.



**Gather and process information that you need smoothly**

Your own portable electronic desk, "Task Space".



**Edit documents efficiently, focus on your tasks**

"Pencil Case" allows you to readily access frequently-used functions. By registering annotations such as sticky notes and markers, a popup box is displayed near your mouse even while editing, allowing you to use them right away.



**Share operating procedures and coordinate with your team**

"Task Toolbar" can be customized freely. As multiple tabs can be created, it is possible to share even settings, promoting coordination within your team.



# DocuWorks 9.1 Consistently Supports Your Everyday Tasks

The entire process of document handling, from transferring and creating documents, to presenting them and storing them, is made even smoother.

DocuWorks 9 encourages utilization of various information and coordination with people, regardless of the location or time.

## 1 Transferring documents

### Receiving an order

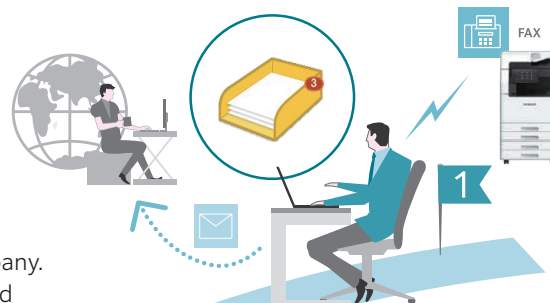
Launch DocuWorks, and check DocuWorks Tray. You can quickly start to create a quote for a received order, because it can't be overlooked.

- Forward received fax documents directly to DocuWorks ...P8

### Request a quote

Attach reference materials, and request a quote to your partner company. With DocuWorks, even documents of different formats can be bundled together. Sticky notes can also be added to documents being sent.

- Digital documents and even paper documents can be integrated and managed as one ...P6
- Send a fax directly from DocuWorks ...P8
- Smooth PDF handling ...P8



## 2 Gathering and processing documents

### Gathering information

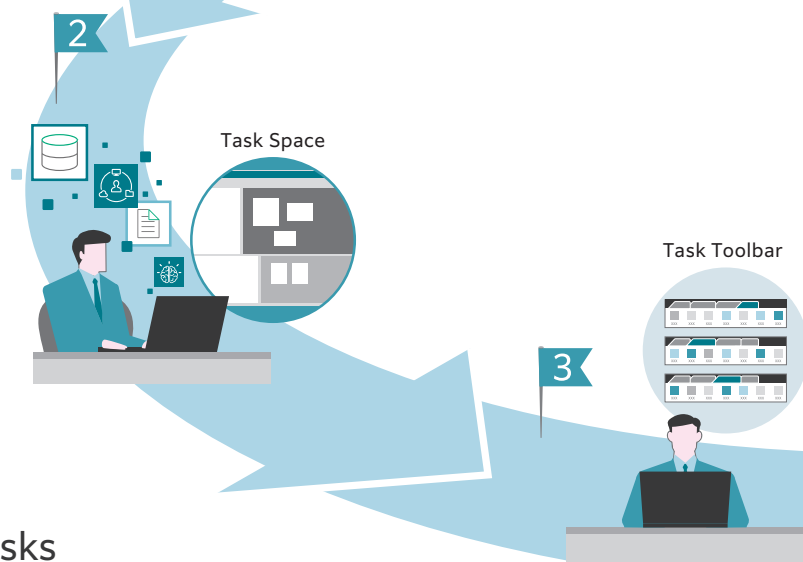
Use drag & drop to easily gather information on your own portable desk, "Task Space".

- Task Space ...P9

### Create a proposal

Using the gathered information, create a proposal on Task Space. Expedite tasks with "Pencil Case".

- Pencil Case ...P9



## 3 Visualizing and approving tasks

### Dividing tasks among team members

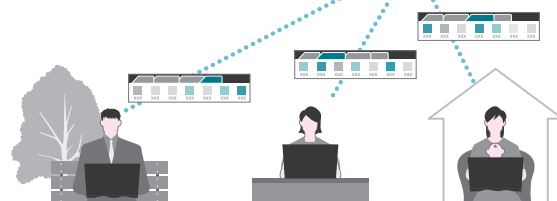
Request tasks to team members. The customizable "Task Toolbar" can be used for giving instructions on tasks to each team member.

- Task Toolbar ...P10

### Requesting approval from your superior

Submit the proposal you created or the quotation received from a partner company to your superior. Your superior can check the contents and give approval on DocuWorks.

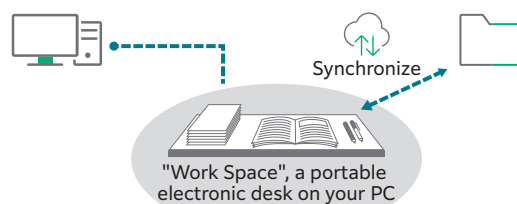
- Stamp function ■ Electronic signature, digital certificate ...P10

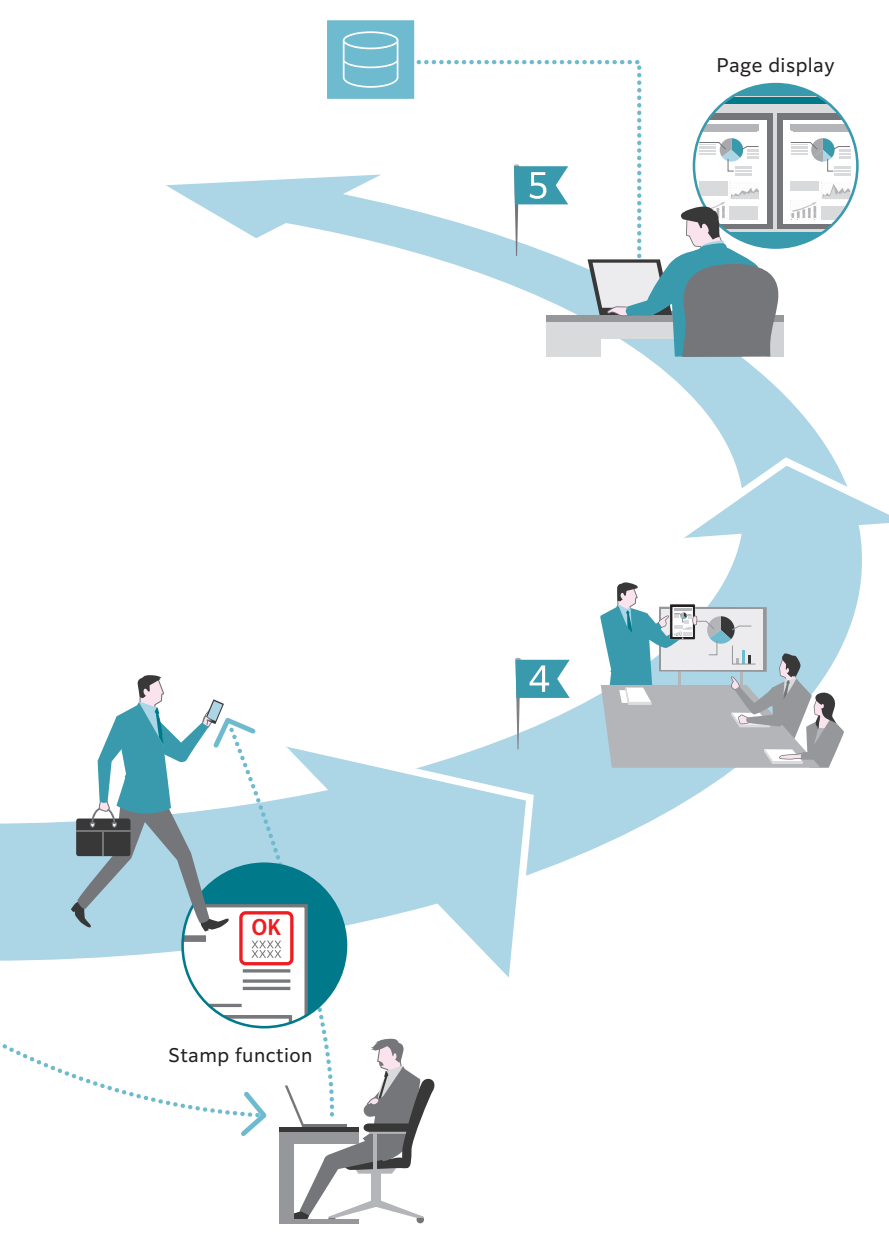


### "Work Space", a portable electronic desk

DocuWorks allows for intuitive operations. "Work Space", which serves as your own portable electronic desk, has been newly added. Documents can be gathered from different locations, helping you to concentrate on your tasks. Documents gathered in Work Space can be synchronized in the cloud\*, enabling you to continue your work outside the office or at home.

\*Cloud service which corresponds to present isn't offered.





## 4 Using DocuWorks outside the office

### Presenting at the client's office

Documents approved by your superior can be viewed from outside of the office using a tablet, which can be used for presentations to clients.

- Mobile linkage
- Cloud linkage ...P11

## 5 Confirming/saving

### Revising documents

After returning to your office, revise the areas pointed out by the client. DocuWorks allows you to easily compare and confirm pre-revision documents and post-revision documents.

- Switch displays depending on the intended use ...P7
- Easily confirm documents by synchronizing Viewer ...P7

### Saving to a shared server

By adding attributes to a document when saving it, search and reuse of the document later becomes easy. The document can be used effectively as an information asset within your company.

- Assign attributes to/search DocuWorks documents and PDFs ...P11

### "Task Toolbar" is useful for sharing work

"Task Toolbar" allows you to organize and arrange functions that you use frequently, allowing for easy access. Users can select and arrange icons to suit their own individual operations. As setting of multiple tabs is possible, Task Toolbar can be applied in dividing tasks among different members by setting processes and operations beforehand.




Person A's Task Toolbar		
Person B's Task Toolbar		
Person C's Task Toolbar		

# Unified Management of Paper and Digital Documents

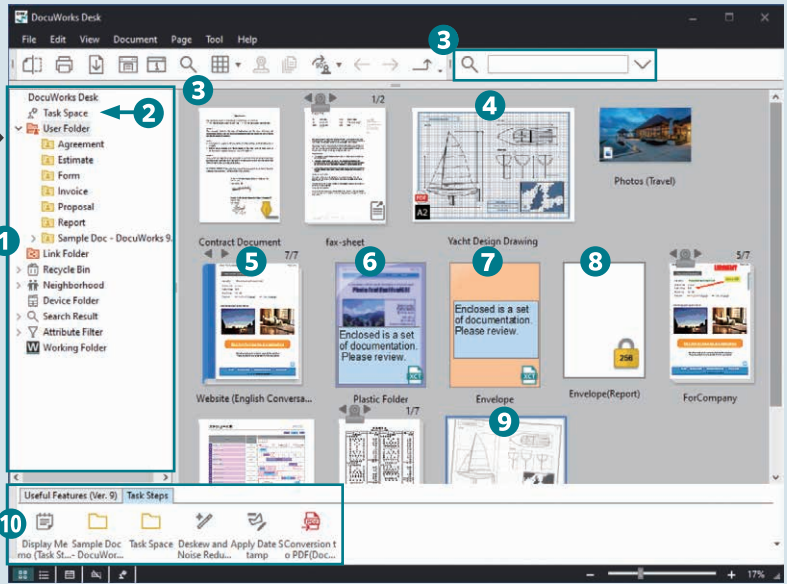
DocuWorks is a document handling software made up of an electronic desk reproduced on your PC (DocuWorks Desk) and a tool for browsing and editing documents arranged on this desk (DocuWorks Viewer).

## DocuWorks Desk

Your regular desk, cluttered with documents...



DocuWorks provides an "electronic desk" that helps you carry out tasks easily



- 1 Folders
- 2 Task Space
- 3 Keyword search
- 4 Large-sized documents (A2)
- 5 Binder
- 6 Container "Clear folder"
- 7 Container "Envelope"
- 8 Protected document
- 9 Scanned document
- 10 Task Toolbar

Your desk is reproduced as is on your PC. You can check the cover pages of documents and carry out intuitive operations. It provides a neatly organized, easy-to-use "electronic desk".

### An "electronic desk" is reproduced on your PC

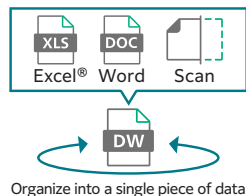
DocuWorks documents can be arranged and displayed on DocuWorks Desk, just like how paper documents are arranged on your real desk. The documents can be edited in units of files, and you can stack and unstack the files.

### Share documents using linked folders

Links to folders on the network can be set. Shared documents can be searched from DocuWorks Desk, checked and edited.

### Digital documents and even paper documents can be integrated and managed as one

Digital documents that were created using different document types can be managed uniformly as a single piece of data by converting them into DocuWorks documents.

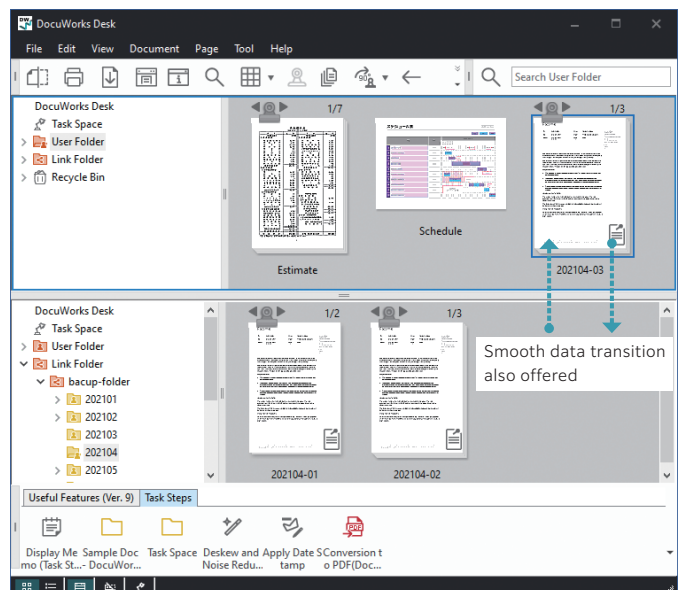


### Manage different documents together

By using "Clear folders" and "Envelopes", DocuWorks documents, PDF documents, and Office documents can be managed together. In addition, by using "Binders", multiple DocuWorks documents can be organized into a single file, while maintaining them as separate documents.


### Divide your screen for a smooth flow of tasks

"DocuWorks Desk" can be divided into a top and bottom display. For example, by separating the storage location and workspace, you can easily move and save documents.

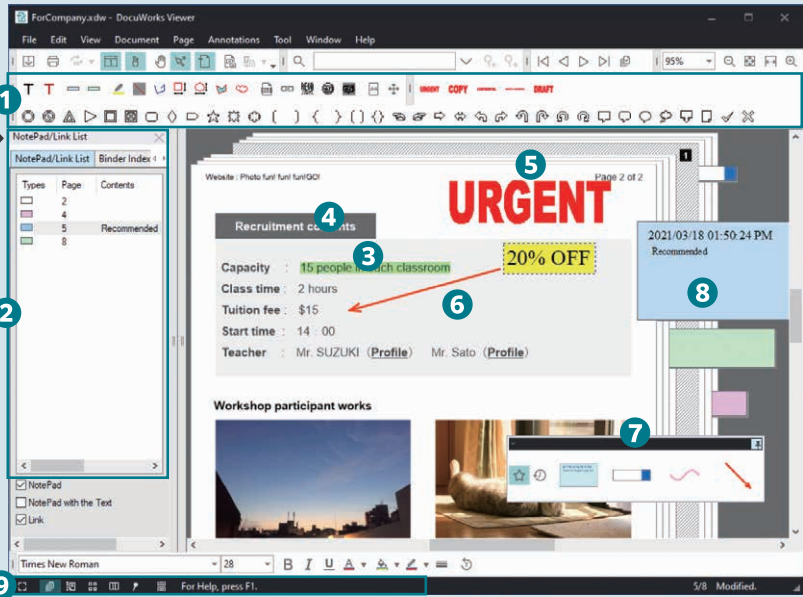


# DocuWorks Viewer

Edit and process documents, such as cutting and pasting portions of pages.



Realize the same tasks using digital documents with DocuWorks



- 1 Annotation toolbar
- 2 InfoView
- 3 Arrow
- 4 Text
- 5 Stamp
- 6 Text marker
- 7 Pencil Case
- 8 Sticky note
- 9 Status bar

Edit digital documents as you would edit paper documents.

## Browse and edit DocuWorks documents

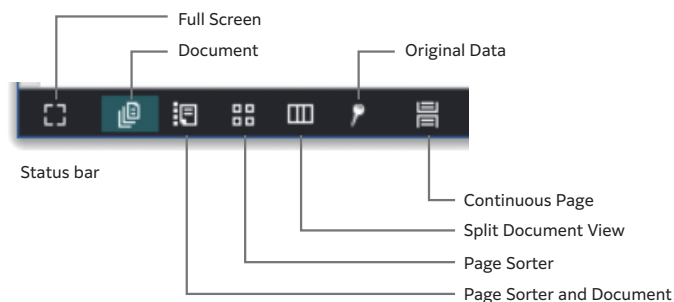
DocuWorks Viewer enables you to browse DocuWorks documents in the same way that you would view a paper document in your hands. Edits such as adding and deleting annotations can be made per page.

## Annotated documents can also be rotated

Documents with some annotations, such as sticky notes, text, highlights, etc., can now be rotated and saved/displayed.

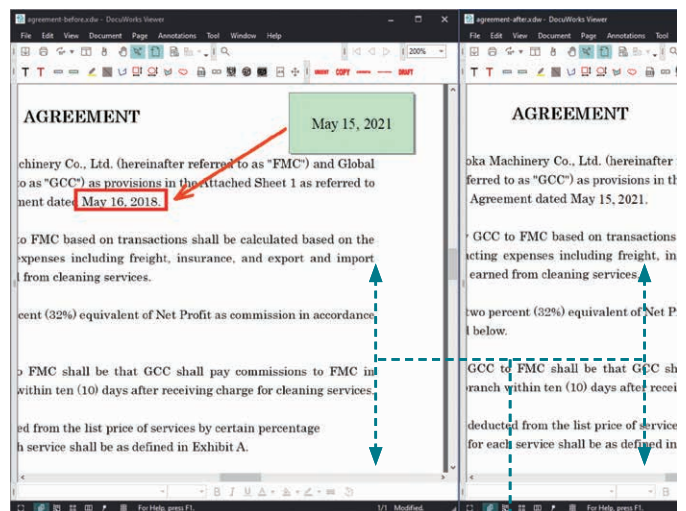
## Switch displays depending on the intended use

In addition to a normal document display, you can also use "Continuous Page" to scroll through a multiple-page document using your mouse, or "Split Document View" to display separate pages within the same file separately.



## Easily confirm documents by synchronizing Viewer

You can work on two DocuWorks documents at the same time. It is possible to scroll through both documents simultaneously, making it easy to check revised sections.

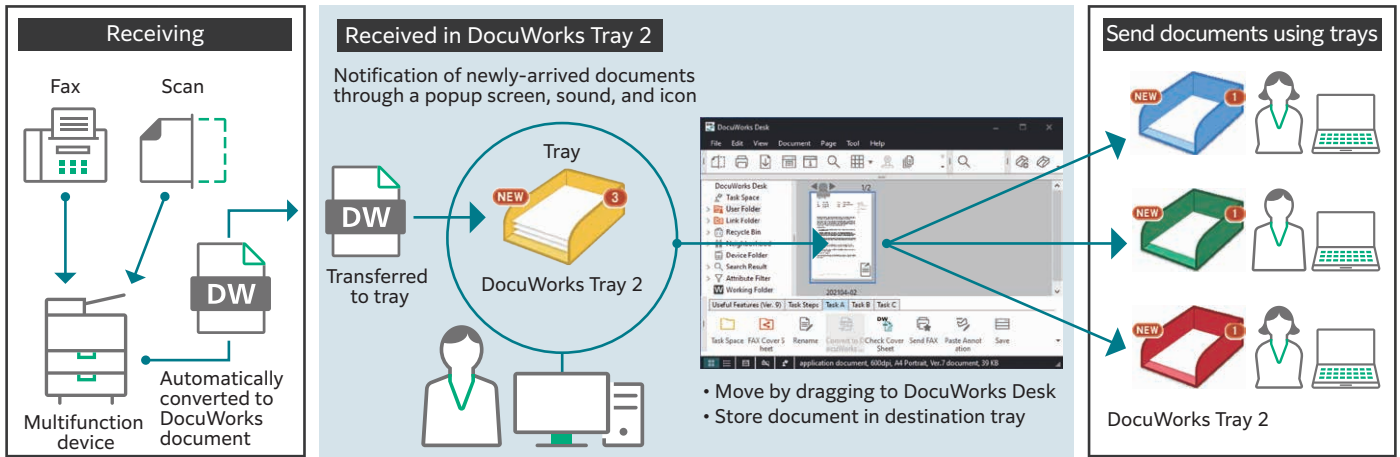


Synchronize and scroll through both documents

# Various Workflows

From "document handling" to "business portal", DocuWorks continues to evolve to flexibly adapt to different work styles.

## Transferring documents



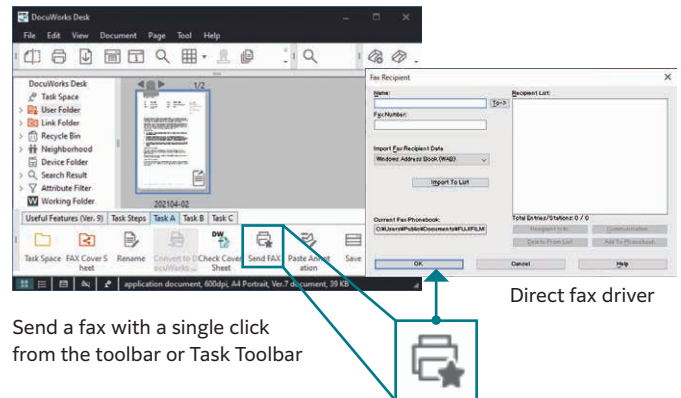
### Forward received fax documents directly to DocuWorks

Fax documents received/paper documents scanned using a FUJIFILM Business Innovation multifunction device are automatically forwarded to DocuWorks on your PC. By also using "DocuWorks Tray 2\*" that allows for transfer of documents as though placing a paper document on a tray, it is possible to visually see that you have received a document.

\* Software sold separately.

### Send a fax directly from DocuWorks

You can send a fax directly from DocuWorks Desk. You no longer need to go to the fax machine or print out a document to send it, which also contributes to saving paper.



Send a fax with a single click from the toolbar or Task Toolbar

Direct fax driver

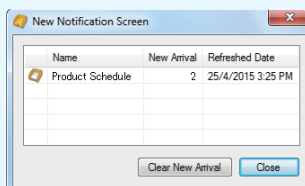
## DocuWorks Tray 2

Transfer of paper documents using a tray was reproduced in a PC environment. Since newly-arrived documents are notified by an icon and popup screen, it's hard to be overlooked.

New arrivals and number of documents displayed



Tray icon



Popup screen

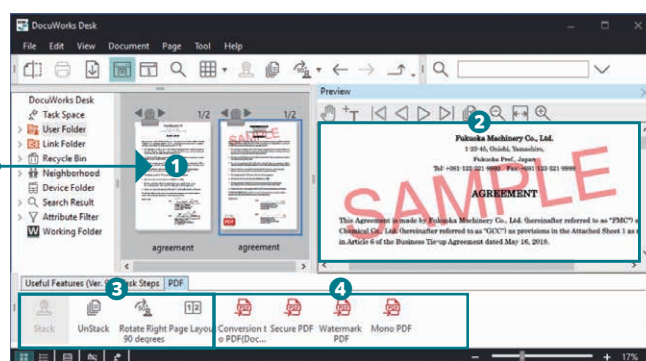
## Smooth PDF handling

### 1 Convert from PDF to DocuWorks document\*

Convert easily to DocuWorks by drag & drop.



### 2 Preview the PDF without having to open it



### 3 "Stack", "Unstack", or "Rotate" the PDF as it\*

Rotate the document and rearrange the pages in PDF format.

### 4 A PDF can be generated for your intended use

May it be a password-protected PDF or a watermarked PDF, a PDF that suits your intended use can be easily generated.

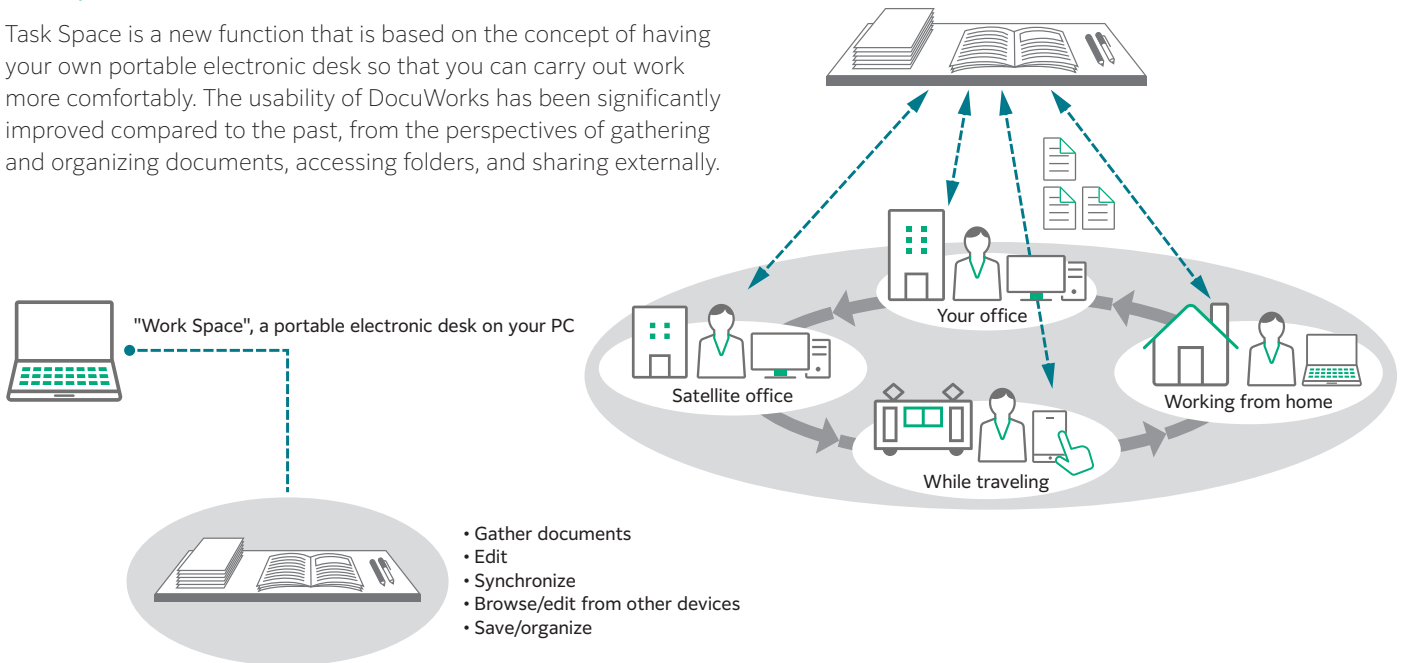
\* There are some PDFs that cannot be converted to a DocuWorks document or for which a preview cannot be displayed, such as a security-protected PDF.



# Gathering / processing documents

## Task Space

Task Space is a new function that is based on the concept of having your own portable electronic desk so that you can carry out work more comfortably. The usability of DocuWorks has been significantly improved compared to the past, from the perspectives of gathering and organizing documents, accessing folders, and sharing externally.



Gather documents	Edit	Synchronize	Browse/edit from other devices	Save/organize
Documents can be copied easily to Task Space not only from user folders and linked folders, but also from Windows® Explorer.	Documents in Task Space can be opened directly from DocuWorks Desk and edited.	By simply clicking on the icon, all documents in Task Space can be saved in the cloud.	Task Space documents synchronized with the cloud can be accessed from DocuWorks on other devices.	You can clean up documents in Task Space, and search for their storage location before they were gathered.

\*Cloud service which corresponds at present isn't offered.

## Pencil Case

"Pencil Case" enables you to access functions that are frequently used and those that were recently used right away. With Pencil Case, popups are displayed near your mouse so that you do not have to move your mouse all the way to the toolbar while editing, allowing you to concentrate on your task at hand.



Pencil Case

## Multi-language support

During installation, you can now select the screen display language from among 7 languages\*1. You can also select the OCR language freely from among 10 languages\*2.

<b>Display language</b> *1: Japanese, English, Korean, Chinese (Simplified/Traditional), Thai, Vietnamese
<b>OCR language</b> *2: Japanese, English, Korean, Chinese (Simplified/Traditional), Thai, Vietnamese, Indonesian, Malay, Tagalog

# Visualizing and approving tasks

## Task Toolbar

You can customize the toolbar and configure it below the DocuWorks Desk screen. Register functions that you use frequently as well as the order of tasks to make your work more efficient.

**Example of Task Toolbar**

Multiple tabs can be registered

Task progress comprehended

Task Space FAX Cover Sheet Rename Convert to DocuWorks ... Check Cover Sheet Send FAX Paste Annotation Save

Procedure of operations for Task A

- Open Task Space
- Copy the fax cover letter template
- Create a fax cover letter
- Check the contents
- Send the fax
- Affix a stamp indicating transmission
- Store

### ■ Improved work efficiency of standard tasks

Register icons in accordance with the flow of work. Performing operations in the order of the icons in Task Toolbar eliminates operational errors and is helpful in streamlining standard tasks.

Note: Up to 20 tabs can be registered.

### ■ Task progress comprehended

Since a mark is left on the icon of the job that was implemented last, it is possible to work concurrently on multiple tasks and understand the progress you have made on each.

### ■ Shared workflows

Settings information for Task Toolbar can be exported and imported. By sharing the settings for Task Toolbar with your team, it is possible to carry out tasks with the same flow even if the person in charge of the task changes.

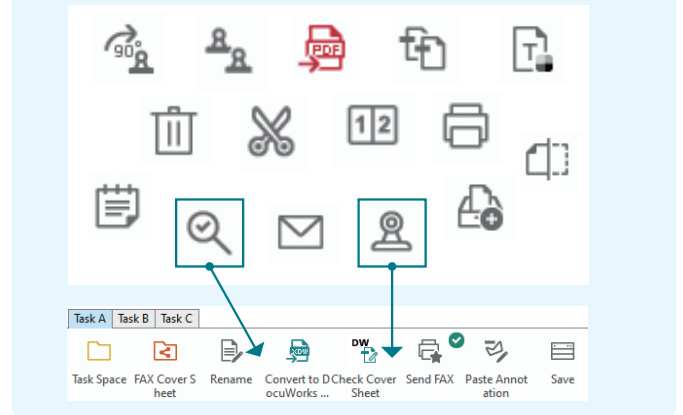
## Stamp function

In addition to standard stamps such as the date stamp, "Urgent", and "Confidential" stamps, you can also register your own unique stamps. Also, by registering in the Task Toolbar so that stamps are sealed in the same predetermined location, stamps can be easily attached by simply clicking the icon in the Task Toolbar.



## Task Toolbar can be customized freely

Simply drag & drop the icon for the task into the Task Toolbar.



## Security

Security functions such as protecting documents with passwords and prohibiting editing/printing are also supported.

## Electronic signature, digital certificate

DocuWorks Electronic Signature\*1 and Digital Certificate\*2 allow you to add a digital signature to DocuWorks documents. It is possible to check the name and date, and whether the signature is original, or if it had been revised or edited after the document is signed once.

\*1: The DocuWorks Electronic Signature function does not use digital certificates issued by a certification authority.

\*2: If using signatures based on Digital Certificate, it is necessary to obtain an individual user certificate from a certification authority or an intermediate certificate and a root certificate from a certification authority.

# Using DocuWorks outside the office

## Mobile linkage

Applications that enable you to view and edit DocuWorks documents on iOS or Android™ mobile devices are offered for free\*.

\* DocuWorks Viewer Light (iOS), DocuWorks Viewer Light (Android)

## Confirming/Storing

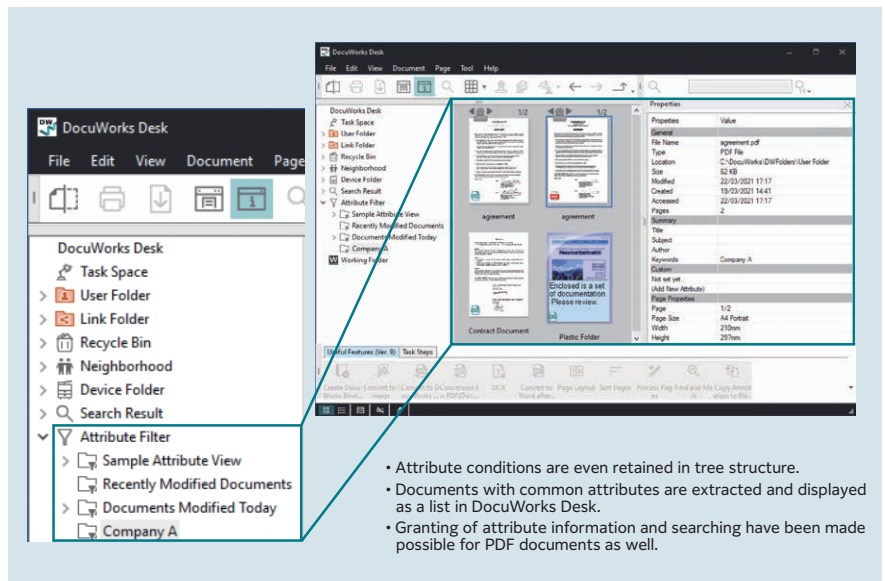
### Assign attributes to/search DocuWorks documents and PDFs

Since it is possible to add information such as a client name and delivery date to a DocuWorks document or PDF as attributes, filtering and searching files is now easier.

### Attribute View

Use Attribute View to filter DocuWorks documents and PDFs with attributes from a large number of files and display them in your workspace.

Note: Only text can be set as attributes for PDF files.



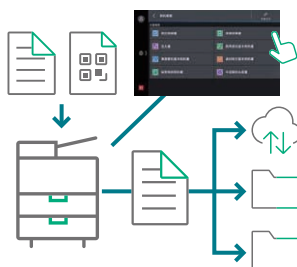
- Attribute conditions are even retained in tree structure.
- Documents with common attributes are extracted and displayed as a list in DocuWorks Desk.
- Granting of attribute information and searching have been made possible for PDF documents as well.

## "Multifunction Device Linkage" makes standard tasks for scanning documents and receiving fax documents easier

By linking with FUJIFILM Business Innovation' add-on applications, routine scanning work and digitization/sorting work of received fax documents are automated. This makes operations more efficient.

### Linkage with "Scan Delivery\*"

By simply selecting a task name or document type, tasks such as adding a file name/attributes, file conversion and image processing are carried out in accordance with set rules, and documents are automatically sorted depending on their type and date. Routine scans are streamlined.



### Information sharing

### Linkage with "Paperless Fax Delivery\*\*"

Fax documents received on a multifunction device are sorted/assigned attributes based on the fax number and date received, and are then digitized and automatically sorted. Paperless fax operations that meet your needs, such as the ability to support a schedule function, are also possible.



\* Chargeable. For details, please check with your FUJIFILM Business Innovation sales representative.

## Operating environment of DocuWorks 9.1

Item	Description
Supported Operating System*1	Windows 10 (32 bit / 64 bit) Windows 8.1 Update (32 bit / 64 bit)
CPU*2	1GHz or above, 32 bit (x 86) processor or 64 bit (x 64) processor
Hard disk capacity*2	1.5 GB or more free space is required for installation. *3 Additional 200 MB or more free space is recommended for actual operation.
Memory capacity*2	For 32 bit OS, 1 GB For 64 bit OS, 2 GB
Display*2	1280 x 768 pixels or more, Full Colour
Web Browser	Internet Explorer 11
Compatible scanners	TWAIN32 compliant

\*1: For the latest information on the supported operating systems, refer to our website.

\*2: According to the recommended values for OS you use.

\*3: If Microsoft .NET Framework 3.5 Service Pack 1 has not been installed on the computer, additional 500 MB or more free space is required. Also, if Microsoft .NET Framework 4 has not been installed on the computer, additional 4.5 GB or more free space is required.

## Operating environment of DocuWorks Viewer Light 9.1

Item	Description
Supported Operating System*1	Windows 10 (32 bit / 64 bit) Windows 8.1 Update (32 bit / 64 bit)
CPU*2	1GHz or above, 32 bit (x 86) processor or 64 bit (x 64) processor
Hard disk capacity*2	1.5 GB or more free space is required for installation. Additional 200 MB or more free space is recommended for actual operation
Memory capacity*2	For 32 bit OS, 1 GB For 64 bit OS, 2 GB
Display*2	1280 x 768 pixels or more, Full Colour
Web Browser	Internet Explorer 11
Required software	According to the recommended values for OS you use.

\*1: For the latest information on the supported operating systems, refer to our website.

\*2: According to the recommended values for OS you use.

[fujifilm.com/fbca](http://fujifilm.com/fbca)

# FUJIFILM

**Branch of FUJIFILM Business Innovation Asia Pacific Pte. Ltd.** (Cambodia Branch)

No. 321, City Tower 5th Floor, Room 5B, Mao Tse Toung Blvd, Phsar Depo 1, Khan Toul Kork, Phnom Penh, Cambodia

Tel. +855-0-2396-4501 Fax. +855-0-2396-4505

The available model varies depending on the country/region. Please ask the sales representatives for details.

The product specifications, appearance and other details in this brochure are subject to change without notice for improvements.

**Trademarks** •FUJIFILM and FUJIFILM logo are registered trademarks or trademarks of FUJIFILM Corporation. •ApeosWiz, DocuWorks is registered trademarks or trademarks of FUJIFILM Business Innovation Corp. •Microsoft, Windows, Excel, PowerPoint, and Internet Explorer are either registered trademarks or trademarks of Microsoft Corporation in the United States and/or other countries. •All product names and company names mentioned in this brochure are trademarks or registered trademarks of their respective companies.



#### For Your Safety

Before using the product, read the Instruction Manual carefully for proper use. Use the product with the power source and voltage specified. Be sure to establish ground connection. Otherwise, electronic shock may result in the case of a failure or short circuit.

The information is as of April, 2021. PIC-1420 CA (2104)