



Before printing

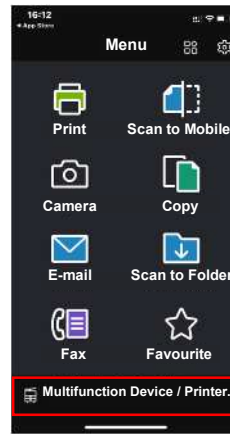


OR

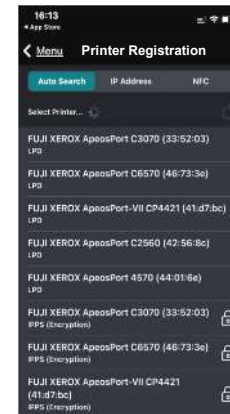


Download [**Print Utility v3**]
in **Download on the App Store**

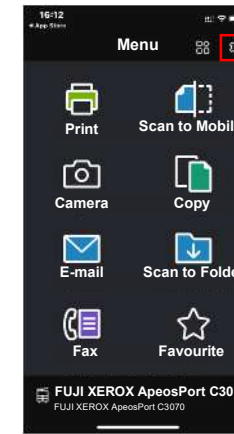
Download [**Print Utility v3**]
in **ANDROID APP ON Google Play**



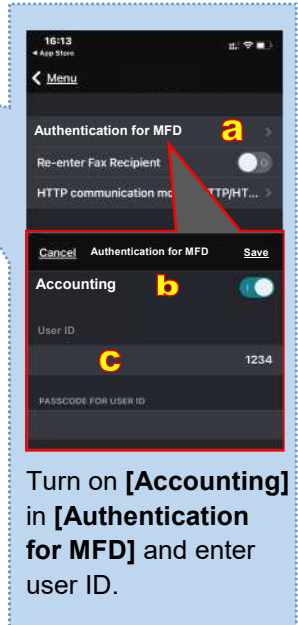
Select [**Multifunction Device / Printer**] to add a device / printer.



Select an appropriate device / printer.

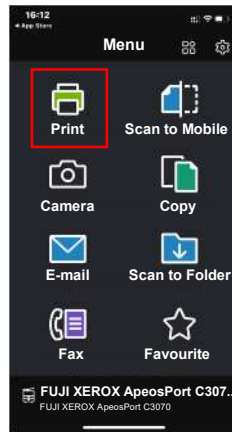


Ready to print.
Remark :
If Authentication is enabled , press to enter user ID before print.

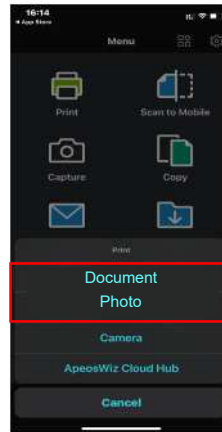


Turn on [**Accounting**] in [**Authentication for MFD**] and enter user ID.

Ready to Print



Open and press [**Print**].



Choose [**Document / Photo**] .
Support format : PDF, TIFF, JPEG, XDW



Press [**Settings**] after selecting print file.



Select appropriate print settings and press [**Start**] .