

# LARGE FORMAT PRINTER SURECOLOR™ SC-P6000/P7000/P8000/P9000

**EPSON**  
EXCEED YOUR VISION

**IMPECCABLE PHOTO QUALITY,  
UNPARALLELED COLOUR ACCURACY.**



When quality is of paramount importance, turn to the Epson SC-P6000-9000 series. These new generation, state-of-the-art large format printers incorporate the latest colour printing technologies. With Epson's PrecisionCore™ Thin Film Piezo (TFP) printhead, they produce images accurate in detail, superior in fidelity with uncompromising image consistency. In addition, the UltraChrome™ all-pigment ink sets deliver outstanding colour accuracy and image durability in ultra-high resolution, with a wide colour gamut that achieves the most dynamic images. This range of printers seamlessly integrates with industry-leading software solutions to meet the demanding needs and the critical eye of the photo, proofing and graphic arts industry.



SureColor SC-P6000/8000



SureColor SC-P7000/P9000



Up to  
44" wide



Ethernet



USB 2.0



## ENGINEERED FOR BUSINESS

### Advanced Printhead Technology

Highly advanced PrecisionCore printhead technology delivers incredibly consistent and accurate ink droplet placement.

### Photographic Accuracy and Clarity


Epson UltraChrome inks deliver accurate colours with superb black density, achieving smooth gradations and optical clarity.

### Efficient Workflow Solutions

Epson's innovative software solutions help manage printing processes, achieving affordable professional output.




The SC-P6000-9000 family of printers represents a level of technology unprecendented in Epson's history, capable of producing professional and gallery-quality photographs and artworks, as well as detailed colour reproductions for exacting proofing applications. In addition, the PrecisionCore TFP printhead with Variable Sized Droplet Technology delivers extraordinary print performance and long-lasting quality.



### Advanced Printhead Technology

**PRECISIONCORE** This new line-up of printers delivers extraordinary performance for the professional printing industry, along with unparalleled colour-matching capabilities, all these enabled by Epson's PrecisionCore technology. Possibly the most advanced inkjet printhead technology ever developed, this revolutionary printhead is capable of producing outstanding performance and long-lasting quality with ultra-precise control of dot size, shape and placements.

To further ensure high quality results every time, the print nozzles are also capable of producing a wide variety of droplet sizes, which enables both fine detail and quick filling of larger areas—all at a single pass.



### Photographic Accuracy and Clarity

#### UltraChrome Inks

**PANTONE Digital Color** There are many variables in the colour reproduction process generated by the Epson P-series and any one of which may affect the quality of the PANTONE colour simulation, including: type of driver or RIP used, type of paper used, type of ink, toner or colourant used, resolution, rendering intent used, dot structures/halftones/screening, print engine and other print settings.

The SC-P6000/P8000 leverage the eight-colour UltraChrome HD ink while the SC-P7000/P9000 incorporate a reformulated Epson UltraChrome HDX 10-colour ink set. Both professional ink sets deliver outstanding colours with improved black density and higher D-Max value. The new black ink is

1.5 times denser than previous ink formulation, providing significant improvements to overall contrast ratio and optical clarity, and Microcrystal Encapsulation™ technology delivers superior gloss uniformity. Both inks are compatible with the widest range of certified proofing media in the industry, delivering superior colour consistency, proof after proof.

**Higher Matte Black pigment density at media surface**



**Higher Photo Black pigment density**



The proven Epson UltraChrome pigment inks offer smooth gradation and sharp definition, by utilising a three-level black ink technology that simultaneously employs black, light black and light light black ink to produce brilliant black density and grey balance. At the media surface, the UltraChrome HDX and HD matte and photo black inks achieve a much higher pigment density, ensuring the pigments do not penetrate too deeply when printing on third-party media.


**More vibrant colour, more detailed tonal gradation**



The Ultrachrome HDX ink set on the SC-P7000/P9000 achieves wider colour gamut with the newly-added violet ink, providing the ultimate proofing solution. The extreme colour gamut makes it possible to hit spot and client-specific colours accurately, capable of achieving an unparalleled 99% max certified PANTONE coverage\*.

Users also have the option to use light light black instead of violet ink for high-end photographic and fine art applications. This ink configuration helps achieve superior print quality for both colour and monochrome reproductions.

\*PANTONE® is the property of Pantone LLC. 99% coverage of PANTONE FORMULA GUIDE solid coated palette based on Epson Proofing Paper White Semi-matte printed with Epson printer driver at 2880x1440dpi. PANTONE coverage may vary when printed with a third-party RIP.



**Epson AccuPhoto HDR Screening**

Printers can see the difference the advanced ten-colour screening algorithm makes. Print results show superior colour and clarity, producing extremely fine blends and subtle photographic transitions. The most critical eye will see accurate highlight-to-shadow details with no visible photographic graininess. Regardless of the viewing light source, prints reveal a consistent colour balance. Combined with the precise dot placement accuracy of the PrecisionCore TFP printhead, overall photographic print quality shows a dramatic improvement.

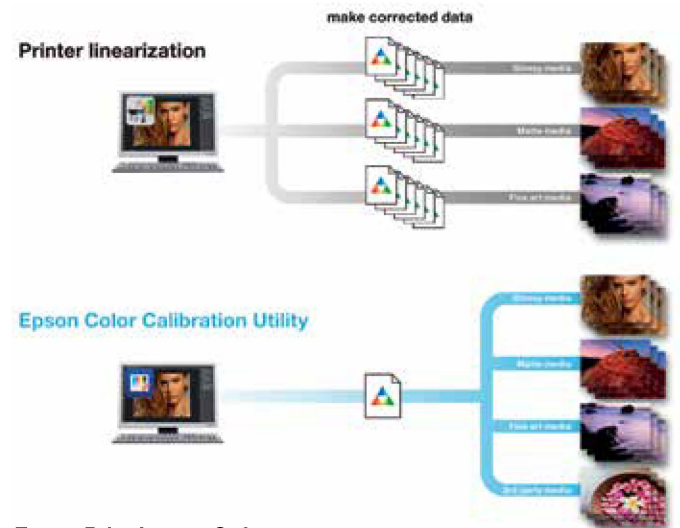
**Efficient Workflow Solutions**

**Epson Color Calibration Utility**

To enable you to work more efficiently across multiple networked printers, the SC-P6000-9000 series comes with the Epson Color Calibration Utility. This measures colour density and concentration and allows you to manage your printer network from a central point which makes calibrating your printers easier and faster.

Once the base printer is set as the standard, the derivatives can calibrate their colours based on the base printer by transferring the colour chart. What's more, the calibrated data can be used for all media types and print modes and is stored directly on the printer, eliminating the hassle of exporting and importing every time you share data.

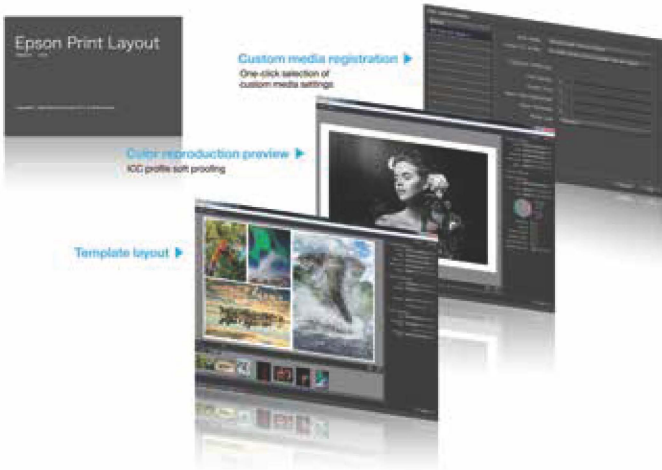
The overall benefit is a significant reduction in the amount of manual process required to run your printers.



**Epson Print Layout Software**

This plug-in for Adobe Photoshop, Lightroom, and Nikon ViewNX-i includes a set of template layouts and supports ICC soft proofing, colour production, preview, custom media registration and panorama layouts. It comes with a set of colour modes as well, including advanced black and white, for creating different finishes and moods.

It offers flexibility to print a variety of display requirements. Images can be printed individually or as a compound, borderless or with a choice of border sizes and styles. There is even an advanced gallery wrap function suitable for images to be mounted onto frames. It operates via intuitive and consistent controls including slider bars and colour wheels for precise and easy adjustments.



## Superior Connectivity

The new machines come with Hi-Speed USB 2.0 and Ethernet connectivity, with support for professional Epson photographic drivers for Macintosh® and Windows®, as well as being supported by most leading third-party software RIPs and workflows.

## Advanced Media Handling and Loading

To make the printing process quicker and simpler, the Epson SC-P6000-9000 printers offer:

### Epson ePlaten™ Technology

Highly accurate automatic media loading and handling and fast, spindle-free roll media support for less chance of media damage

### Professional Media Handling

The P-series is compatible with virtually any media type; in roll or cut sheet, up to 24 or 44 inches wide, as well as an accurate loading of cut-sheet media of up to 1.5 mm thick posterboard. All media is front-loaded via a unique straight-through media path. A printer and driver based media identification and synchronisation

system provides virtually error-free media use. Available on the SC-P9000, there is an optional Automatic Take-up Reel System allowing large print runs to go through unattended.

### Epson ePlaten Media Loading Technology

For less chance of media damage and to simplify the overall roll and cut-sheet media loading process, the printers offer accurate and automatic media loading movement, skew adjustment and tracking.

### Spindle-Free Roll Media Loading

Designed to work with Epson's ePlaten technology, the user-adjustable roll media adapters accept either 2 or 3-inch media cores. A simple tension lever ensures quick and secure media core loading. Additional media adapter pairs are available as accessories for efficient roll media switching.



### Roll Media Length Tracking and Identification System

This system is useful for tracking partially used media rolls. It enables real-time, automatic measurement of remaining roll media length as well as auto barcode tagging of remaining roll media for faster reloading.

## Intelligent High-Capacity Ink System

Pressurised ink cartridge technology ensures that ink is reliably delivered at all print speeds, while dramatically reducing the physical size of the ink cartridges. The cartridges themselves are available in sizes up to 700ml.

These can be replaced on-the-fly to make sure your print run never needs to be interrupted and for even greater flexibility, the cartridges can be mixed and matched across all three sizes.



## PARTNERS IN PERFECTION



### Epson Signature Worthy Media

Designed in collaboration with the world's leading creative professionals, only the very highest quality papers are good enough to be called Signature Worthy. They make the perfect final step to creating a memorable image that will last for years.



### SureColor™ SC-P807

Bring out true quality in your photo collection with the SureColor SC-P807. Using UltraChrome HD ink, it delivers unprecedented black density and true-to-life colour gradations and definitions.

# Options


## SpectroProofer® UVS



Available as an optional add-on, the ILS30 spectrophotometer (developed jointly with X-Rite) is essential to anyone who's looking for real efficiency in the proofing industry. It is capable of extreme measurement accuracy of below 0.2 dE-CMC. It simply attaches to the front of the printer, giving users the basis for an advanced colour management system.




The ILS30 comes with a built-in print dryer to accelerate the dry-down and reading process, as well as built-in temperature sensors to read the internal mechanism and the surrounding environment. Driven by the latest front-end RIP software, the Epson SpectroProofer can automate just about any colour management process.



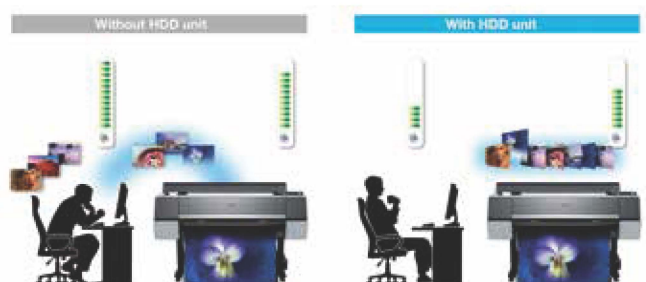
The ILS30 is an optional colourimeter that measures exact RGB/CMYK numbers — making it perfect for proofing, while the Epson Color Calibration Utility is a standard installed software that measures colour density and concentration. The rough RGB/CMYK number is calculated by the colour density/concentration through LUT, making it suitable for colour adjustment in a printer or in multiple printers.

### Internal Print Server

The printers come with an optional 320GB HDD server. It is designed to improve print queue management and boost workgroup productivity by enabling multiple jobs to be sent to the printer while processing other work.



The HDD operates like a low cost print server improving work group productivity while also helping to reduce network traffic. A web-based management utility enables the queue to be adjusted to suit priorities.



# SPECIFICATIONS

## SURECOLOR™ SC-P6000/P7000/P8000/P9000



Product Number		SC-P6000	SC-P8000	SC-P7000	SC-P9000
Printing Technology	Printing Method	PrecisionCore™ TFP printhead, Epson Variable-Sized Droplet Technology			
	Black Nozzle Configuration	360 nozzles each colour (X3)		Light Light Black ink is use : 360 nozzles each colour (X3) Violet ink is use : 360 nozzles each colour (X2)	
	Colour Nozzle Configuration	360 nozzles each colour (X5)		Light Light Black ink is use : 360 nozzles each colour (X7) Violet ink is use : 360 nozzles each colour (X8)	
	Print Direction	Bi-directional printing, uni-directional printing Auto Head Alignment Technology Auto Nozzle Check Technology Auto-switching between Photo bk and Matte PK Bar-code Print System			
Print Quality	Maximum Resolution	2880x1440 dpi			
Performance <sup>1</sup>	Minimum Ink Droplet Volume	3.5pl			
	Draft Mode	360 x 360dpi, 0.8 minutes			
	Normal Mode	360 x 720dpi, 1.5 minutes			
	Fine Mode	720 x 720dpi, 3.3 minutes			
	Super Fine Mode	720 x 1440dpi, 8.1 minutes			
Ink System	Super Photo Mode	2880 x 1440dpi, 13.4 minutes			
		Epson UltraChrome HD Cyan,Photo Black,Matte Black,Vivid Magenta,Yellow,Light Cyan,Vivid Light Magenta,Light Black,Light Light Black	Epson UltraChrome HDX Cyan,Photo Black,Matte Black,Vivid Magenta,Yellow,Orange,Green,Light Cyan,Vivid Light Magenta,Light Black,Light Light Black <sup>2</sup>		
Ink Capacity		700ml/350ml/150ml/ 110ml (Bundled)			
Printer Software on CD-ROM	Printer Driver	WindowsXP/Vista/7/8/8.1 (32/64bit) or later /MacOSX 10.6.8 or later, Windows Server 2003 Standard/Standard *64bit, 2008 Standard/Standard *64bit /R2, 2012 or later (Certification Logo: Windows Server 2008/2008R2)			
Paper Handling	Paper Path	Friction Feed			
	Roll Dimensions	254mm-610mm, 2inch-core/3inch-core 2inch-core: Max 103mm/ 3inch-core: Max 150mm	254mm-1118mm, 2inch-core/ 3inch-core 2inch-core: Max 103mm/ 3inch-core: Max 150mm	254mm-610mm, 2inch-core/3inch-core 2inch-core: Max 103mm/ 3inch-core: Max 150mm	254mm-1118mm, 2inch-core/ 3inch-core 2inch-core: Max 103mm/ 3inch-core: Max 150mm
	Paper Size (w) and Thickness	254mm (10") - 610mm (24"); Roll paper 254mm (10") - 610mm (24"); Cut Sheet 0.08-1.50mm	254mm (A4) - 1118mm (44"); Roll paper 210mm (A4) - 1118mm (44"); Cut Sheet 0.08-1.50mm	254mm (10") - 610mm (24"); Roll paper 254mm (10") - 610mm (24"); Cut Sheet 0.08-1.50mm	254mm (10") - 1118mm (44"); Roll paper 210mm (A4) - 1118mm (44"); Cut Sheet 0.08-1.50mm
	Borderless	254mm (10in), 300mm (11.8in), 329mm (13in), 406mm (16in), 432mm (17in), 515mm (20.3in), 594mm (23in), 610mm (24in)	728mm(29in), 841mm (A0/33in), 914mm (36in), 1118mm(44in) 728mm (29in), 841mm (A0/33in), 914mm (36in), 1118mm (44in)	254mm (10in), 300mm (11.8in), 329mm (13in), 406mm (16in), 432mm (17in), 515mm (20.3in), 594mm (23in), 610mm (24in), 728mm (29in), 841mm (A0/33in), 914mm(36in), 1118mm (44in)	254mm (10in), 300mm (11.8in), 329mm (13in), 406mm (16in), 432mm (17in), 515mm (20.3in), 594mm (23in), 610mm (24in), 728mm (29in), 841mm (A0/33in), 914mm (36in), 1118mm (44in)
	Roll Paper Remaining	The remaining amount is managed by the barcode print on roll paper.			
Control Panel	Colour & Size	2.7 inch Colour LCD			
	Number of Dots	960 x 240 pix			
Interface		Hi-Speed USB, 10BASE-T/100BASE-T/1000BASE-T			
Control Code		ESC/P raster			
Memory	Printer Main	1Gb			
Environmental Characteristics	Temperature	Operating: 10°C - 35°C Storage: -20°C - 40°C			
	Humidity	Operating: 20 - 80% (no condensation) Storage: 5 - 85% (no condensation)			
Dimensions/Weights	Dimension (W x D x H)	Stowed: 1,356 x 667 x 1,218 mm Printing: 1,356 x 903 x 1,218 mm	Stowed: 1,864 x 667 x 1,218 mm Printing: 1,864 x 1,318 x 1,218 mm	Stowed: 1,356 x 667 x 1,218 mm Printing: 1,356 x 903 x 1,218 mm	Stowed: 1,864 x 667 x 1,218 mm Printing: 1,864 x 1,318 x 1,218 mm
	Weight	Approx. 101kg	Approx. 135kg	Approx. 101kg	Approx. 135kg
Electrical Characteristics	Voltage	AC 100-240V 50/60Hz			
	Rated Current	2A			
	Power Consumption	Operating: Approx. 65 W Ready: Approx. 19 W *Sleep: Approx. 2.0 W *Interface is 1000BASE-T Power off (Stand-by): Less than 0.5W	Operating: Approx. 75 W	Operating: Approx. 65 W	Operating: Approx. 75 W
Acoustic Noise Level	Sound Pressure Level <dB(A)> Sound Power Level <BA)>	47dB(A) Less than 6.5B(A) Less than			
Utility Software	PC Software	Printer Driver Easy-operation mode to offer intuitive UI, which optimum setting is automatically done simply by choosing the purpose, such as photo, poster, CAD, document, etc. User's Guide(EN) Network Guide(EN) LFP Remote Panel 2 Epson Color Calibration Utility EpsonNet Setup EpsonNet Config EpsonNet Print (Windows only) *Remote Manager			
Software from Web Download	PC Software	HDD utility-Control of HDD functions LFP Accounting Tool (Job monitoring, consumable cost tracking) Epson Print Layout (Web download) HDD Utility software (Web download) LFP Print Plug-In for Office (Web download)			
Options	Automatic Take-up Reel	N/A		C12C815321	
	Hard Disk Unit	Capacity is 320GB C12C848031			
	Additional Roll Media Adapters	C12C811241			
	Optional Roll Paper Belt	C12C890121			
	Auto Cutter Spare Blade	C12C815331			
Ink and Consumables	SpectroProofer	SpectroProofer Mounter 24" (C12C890531) +(ILS30EP) C12C932021	SpectroProofer Mounter 44" (C12C890521) +(ILS30EP) C12C932021	SpectroProofer Mounter 24" (C12C890531) +(ILS30EP) C12C932021	SpectroProofer Mounter 44" (C12C890521) +(ILS30EP) C12C932021
	Maintenance Box	C13T699700			
System	Inks	C13T834 Series UltraChrome HDX 150ml C, PK, MK, VM, Y, O, G, LC, VLM, LK, LLK/V C13T824 Series UltraChrome HDX 350ml C, PK, MK, VM, Y, O, G, LC, VLM, LK, LLK/V C13T804 Series UltraChrome HDX 700ml C, PK, MK, VM, Y, O, G, LC, VLM, LK, LLK/V C13T834 Series UltraChrome HD 150ml C, PK, MK, VM, Y, LC, VLM, LK, LLK C13T824 Series UltraChrome HD 350ml C, PK, MK, VM, Y, LC, VLM, LK, LLK C13T804 Series UltraChrome HD 700ml C, PK, MK, VM, Y, LC, VLM, LK, LLK			
	System Requirement	Windows XP/Vista/7/8/8.1 (32/64bit) or later. CPU: Core 2 Duo 3.05GHz. Memory: Memory more than 1GB. HDD: Free space more than 32GB Macintosh Mac OS X10.6.8 or later. CPU: Core 2 Duo 3.05GHz. Memory: Memory more than 1GB. HDD: Free space more than 32GB			
	Line Accuracy	±0.2% of the specified vector length or ±0.26mm			
	Instruction Media	Doubleweight Matte 24"			
	Bundled Item	Printer, Stand, Power Cord, Set of 110ml Inks (note 20-50% may be used during initialisation), 1 x Roll Media Adaptor Set, 1 x Maintenance Tank, Installation / Safety manual, Utility software & User manual (CD)			

\*1 Figures represent print times only for the Epson test sample image as shown, produced on Plain (draft – fine modes) and Premium Photo paper (super fine & super photo modes). Print speeds are engine only with total throughput time dependant on workflow configuration, paper type, software, file format / size, print resolution, ink coverage, networking, and other factors. \*2 users need to choose to configure the machine with either light light black or violet. Once this choice has been made, it is final and cannot be undone or switched at a later time. 99% pantone coverage requires configuration with violet ink. Configured with light light black provides 98% pantone coverage.

© 2015 Epson Singapore Pte Ltd. All Rights Reserved. Reproduction in part or in whole, without the written permission from Epson, is strictly prohibited. EPSON and EXCEED YOUR VISION are registered trademarks of Seiko Epson Corporation. All other product names and other company names used herein are for identification purposes only and are the trademarks or registered trademarks of their respective owners. Epson disclaims any and all rights in those marks. Print samples shown are simulations only. Specifications and product availability are subject to change without notice and may vary between countries. Please check with local Epson offices for more information.



Dealer's Stamp

**FUJIFILM**

For more information or detailed product specification, please call or visit us at

**FUJIFILM Business Innovation Philippines Corp.**

25th Floor SM Aura Tower, 26th St. Corner McKinley Parkway, Taguig City 1630 Philippines  
Tel: 632-8878-5200

[fujifilm.com/6tph](http://fujifilm.com/6tph)