

**Apeos C5240**

Colour Multifunction Printer



# New Times, New Apeos

The new "Apeos" offers advanced features with high security level and easy operability to help business diversify with times.


"Apeos" devices are able to connect smoothly with a variety of solutions and services to realise an all new agile remote workstyle of working anytime, anywhere.



**Speedily Usable**



**Quick and simple operability**



**Streamline operations for remote work style**



**Towards a sustainable society**



**Safeguard important information**



**Reliable support system**

Flagship model of A4 colour MFP that responds to work group operations with its high productivity

Apeos C5240 A4

Copy/Print	Scan	Fax <sup>*3</sup>	Printing Resolution	Control Panel	Finisher/Mailbox
Colour/Monochrome 52 ppm <sup>*1</sup>	Colour 83 ppm <sup>*2</sup> Monochrome 104 ppm <sup>*2</sup>	Super G3 FAX	1,200 × 2,400 dpi <sup>*4</sup>	7" Tilted Colour Touchscreen	Optional <sup>*5</sup>

<sup>\*1</sup>: On A4/B5 size paper. Print speed may drop due to image quality adjustment.

<sup>\*2</sup>: When using the Duplex Automatic Document Feeder. (1 pass, 2 sided scanning. Our Standard Paper (A4), 200 dpi, to Folder.) Scanning speed varies by the document.

<sup>\*3</sup>: Optional. <sup>\*4</sup>: Print Function. <sup>\*5</sup>: Only supports Model-CPS-EX.

# Speedily Usable

## Speedily usable

### High-speed printing of 52 ppm\*1.

- Fast Boot Mode prepares the operation panel in 6 seconds\*2
- The control panel becomes operatable from Low Power Mode in only 1 second\*3
- High-speed printing of 52 ppm\*1 colour and monochrome
- FCOT: Prints out in about 5.2 sec. on B/W, 7.0 sec. on colour
- Useful for administrative / counter services when high-volume colour printing is performed

\*1: For A4/B5 size paper. Speed may drop due to image quality adjustment.

\*2: Depending on the status of the main unit and configuration of options, it may not operate or take more than 6 seconds.

\*3: Please specify the time to Sleep Mode longer than the time to Low Power Mode.

### Expandability that responds to bulk printing.

- Paper feeding of 700 sheets\* as standard
- Four tray modules can be added to support various media/ sizes printing
- Four tray modules can be added for printing various sizes of business forms
- Robust flexible options to suit your printing needs

\* For 80 gsm paper.



## Compact equipment to automate post-processing

- Space-saving Finisher S\*
- Automates stapling

\* Optional. Only supports Model-CPS-EX.


Output tray capacity is 500 sheets  
Stapling position is single.  
Note: Finisher supports the output of Copy, Print and Fax.



- Space-saving Mailbox\*
- Used by switching the output tray based on each department, person, or job

\* Optional. Only supports Model-CPS-EX.

Output tray capacity is 100 sheets for each bin equipped with Mailbox.  
Note: Mailbox supports the output of Print and Fax.



## Quick scanning of high-volume originals

### Single-pass colour duplex scanning of 83 ppm\*.

- Equipped with Duplex Automatic Document Feeder (DADF)
- You can scan both sides of the original at once. Since the original is not inverted, it protects the original document
- You can load originals up to 100 sheets

\* When the DADF is used. (1 pass, 2 sided scanning. Our Standard Paper (A4), 200 dpi, to Folder.) Scanning speed varies by the document.

## User-friendly 7-inch colour touch panel

- Customisable screen icon layout
- Makes your routine workflow simple and smooth
- Provides the same operability as A3 multifunction devices



## High-definition/high-quality printing that make documents more appealing

- Equipped with LED printhead, achieving high image quality at 1,200 x 2,400 dpi
- Uses Super EA-Eco toner that features the industry's smallest particle size achieving both power saving and high glossy printout
- Image Registration Control Technology (iReCT) produces high definition colour printing



Offices

### Efficiently combining A4 and A3 devices

The Apeos C5240 multifunction devices have the same UI and features as A3 devices. This leads to the optimum use of both A3 and A4 devices in one office and makes it easier to build the environment for Server-less On-Demand Print, minimising the trouble that comes with device management.



Counter services

### Reducing wasted time during customer service

Being compact, the Apeos C5240 series fits into a counter service area. You can copy or scan documents without leaving the counter and making your customer wait.



Stores

### Strengthening the integration of the headquarters and branch stores

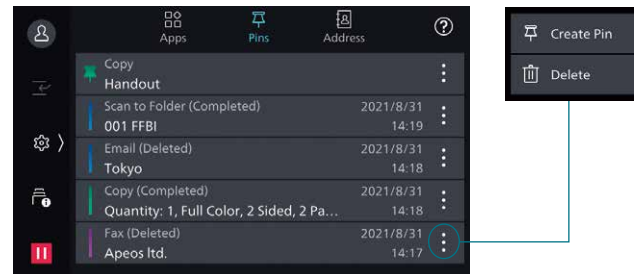
It is possible to automate a series of jobs to scan and send documents to the headquarters by registering settings so that you can send documents with one touch of an icon. This enables you to send reports easily even if you don't have a computer at hand.

# Quick and simple operability

## Simple layout with easy navigation

Black and gray tone UI gives better contrast for easy recognition.

- Icons are evenly spread for easy recognition
- Consistent operation steps of each function for easy recall
- Home screen personalisation for ease of access to commonly used functions
- Pin regular settings for registering frequent or repeated jobs
- Clear visible light notifications for completed or error jobs
- Subtle sound notification for alert and attention



## Smartphone becomes a "portable operation panel"

Seamless connectivity with mobile devices for Copy, Fax, Print, Scan<sup>\*1</sup> jobs using the Print Utility<sup>\*2</sup> application.

- Mobile device can be used as an alternative UI for operations control to minimise common touch points
- Frequent settings can be saved as "Favourites"
- Directly send fax or email with the addresses stored in the smartphone
- Minimise printer touch points for hygiene reasons
- Quickly establish direct Wi-Fi connection by scanning the QR code on the user panel

Note: Connect to machine via wireless environment or Wi-Fi direct connection.

\*1: Scan to Mobile, E-mail, Scan to Folder.

\*2: It can be downloaded free of charge from Google Play™ or App Store.



## Flexibility in office layout

Supports wireless LAN environment<sup>\*1</sup>.

- Supports free addressing in the office with Wi-Fi support
- Up to five Wi-Fi Direct multifunction devices can be connected at the same time
- Supports direct mobile printing<sup>\*2</sup>
- Print Utility, AirPrint, and Mopria® Print Service are supported

\*1: Optional.

\*2: When connecting to Wi-Fi Direct.

## Print out from any multifunction device within the office

With Server-less On-Demand Print<sup>\*</sup>, you have the flexibility to print and collect the print outs from any of the connected multifunction devices.

- Improves productivity by printing from another available multifunction device when the current device is in use
- Up to 100 units can be linked
- Specific job settings can be revised at the device level to save time (1 sided to 2 sided, adding staple, all monochrome)

\* Optional.

## Simple device management with Server-less Authentication

Server-less Authentication<sup>\*</sup> enables user information to be synchronised among multifunction devices in the same group and allows administrators to reduce their workloads.

- Simply tap your card to link the user ID with the multifunction device
- The ID information is automatically shared with the other multifunction devices in the same network
- Authentication can be performed with any devices in the office

\* Optional

## Various features saving time and effort in scanning operation

Scanned data can be transferred through a variety of methods including Email, URL, and send to PC (SMB/FTP/SFTP).

- Data can be sent by using multiple features simultaneously
- Improve your digitalisation process with features including automatic orientation of scanned page to upright position, correcting the skewed page, or removing blank pages
- In addition to TIFF and JPEG, the scanned data can be converted to various formats such as PDF with searchable OCR enabled<sup>\*</sup>, DocuWorks, and Excel/Word with editing enabled<sup>\*</sup>
- With ScanAuto, you can easily send the scanned data to your e-mail address by simply pressing a button scanned data to your e-mail address by simply pressing a button

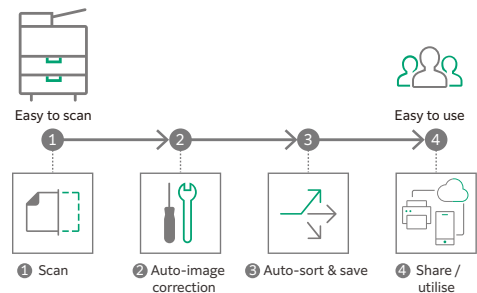
\* Optional.

## Digitisation of paper documents for effortless document management

With Scan Delivery<sup>\*</sup>, you can automatically process and store scanned images by simply pressing the preset button for each workflow or document type.

- Automate to set file format, file name, OCR<sup>\*</sup>, etc.
- Automatically stores scanned and processed documents in the appropriate destination
- Specify particular words or characters in a document as the folder or file name
- 0 and other frequently mis-recognised characters can be read correctly

\* Optional.



**QR codes and bar codes application**

Where QR code or bar code is available on the headsheets or content body of the original document for scanning, Scan Delivery will recognise and process the information accordingly.

# Streamline operations for remote work style

## Do not miss any faxes when you are working remotely

Paperless fax function automatically stores received faxes into folders which can be transferred to a PC or sent as emails.

- Received faxes can be forwarded to your mobile device by email
- Received faxes can be transferred to Working Folder<sup>\*1</sup>
- It can be sorted by fax number, date received, and person in charge<sup>\*2</sup>
- Incoming fax processing can be switched by time, day of the week and period<sup>\*2</sup>
- For example, you can switch from paper-based output to an electronic transfer in a single operation.<sup>\*2</sup>

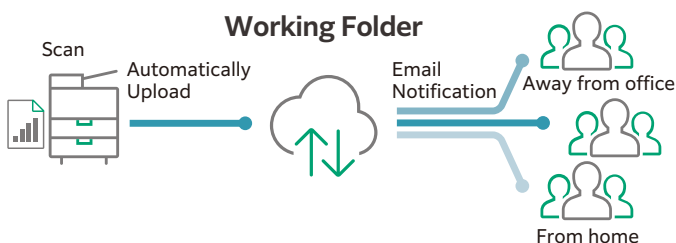
\*1: Cloud services provided by FUJIFILM Business Innovation. A separate contract is required.

\*2: Optional.

## Share information anytime, anywhere

With Working Folder\* and internet access, documents can be viewed regardless of time and location.

- Can be linked smoothly with multifunction devices, DocuWorks, and mobile devices
- Documents in Working Folder can be printed from the control panel
- Scanned documents will be assigned a file name and stored in Working Folder. An email notification will be sent to relevant users



\* Cloud services provided by FUJIFILM Business Innovation. A separate contract is required.

## Supporting Universal Print by Microsoft

By registering multifunction devices to Universal Print by Microsoft in advance, users\* authenticated with Azure AD can print from anywhere through cloud.

\* Organizations with or Microsoft Windows Enterprise or Microsoft 365 subscriptions.

## Easy and secure output even when you are working remotely

With Cloud On-Demand Print\*, you can register documents from a PC or mobile device to the cloud server and print them from the designated multifunction device.

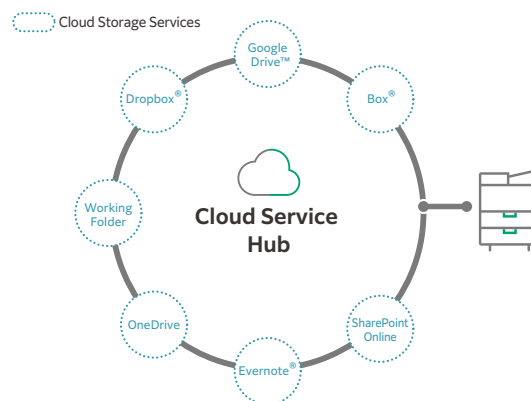
- Can be operated securely using a User ID and password
- Fear of loss or stolen data is minimised
- No dedicated driver is required

\* Cloud services provided by FUJIFILM Business Innovation. A separate contract is required.

## Centralised cloud integration

Cloud Service Hub\* allows single sign-on to multiple cloud storage services.

- Specific storage location can be assigned for scanned documents directly from the multifunction device
- Searching documents from multiple cloud services is supported
- Full-text search on scanned documents can be performed with OCR



\* Cloud services provided by FUJIFILM Business Innovation. A separate contract is required.

## Towards a sustainable society

FUJIFILM Group strive for developing a sustainable society by means of environment friendly products with less power consumption and CO<sub>2</sub> emissions.

- **Reducing energy consumption**
  - Less energy & noise with high resolution printing on LED printhead
  - Low temperature fusing & high quality print with Super EA-Eco toner
  - Smart Energy Save distributes power only to the features requested by users

- **Smaller carbon footprint**
  - Deploy recycling system that collects and recycles used devices and consumables
- **Inclusive society**
  - Switch swiftly between multiple languages\* on the UI panel for a diverse workforce in your office

\* Japanese, English, Chinese (Simplified/Traditional), Korean, Thai, Vietnamese, and Indonesian.

# Safeguard important information

Information is an important asset which should be protected at all cost

## Protect from unauthorised user

Multiple options of setting user authorisation allow administrator to select a right combination as per given environment.

- Local Authentication
- Authentication by Remote Server\*
- IC Card Authentication\*
- User-specific feature access
- Private Charge Print

\* Optional.

## Protect from unauthorised access

Protects device settings at multiple levels by clearly demarking change restrictions for different target audience - End users, IT administrators and Service Engineers.

- Service representative operation restriction
- Account lock to prevent unauthorised access
- Information for changing the default password
- Warnings displayed when using global IP address

Prevents unauthorised program from installing without notice. Robust IT audits are supported with device data logs for easy tracking.

- Software signature verification
- Remote update restrictions
- IP address filtering
- Tampering detection at startup and automatic restoration when tampering is detected
- Prevention of tampering during operation
- Audit log
- Audit log system transfer

## Protects Data

Protects against any malicious intent of hacking, tampering with device / system settings.

- Encryption of stored data
- Uses TPM\* 2.0 chip for encryption key management
- Deletes settings and document information all at once

\* Trusted Platform Module

Protects the information by means of strong encryption while transferring it between devices, servers etc.

- Encryption of communication paths by SSL/TLS or IPsec
- Encryption when transferring via SMBv3 and SFTP
- Scan file encryption/signature
- Email encryption and signature by S/MIME
- TLS version limit
- Elliptic curve cryptography
- WPA3

## Prevents operation errors

Prevents information leakage due to inadvertent mistakes by administrators and users.

- Scan documents to be delivered to fixed destination
- Re-enter fax recipient
- Annotations
- Hidden text printing\*

\* Optional.



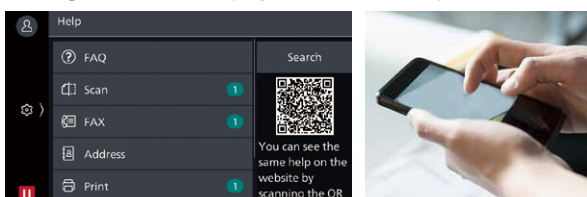
## Reliable support system

### Easy solutions to resolve problems

From supplies replacement to unexpected device failures, most problems can be resolved without waiting for the service representatives or sales representatives.

#### 1. Resolve problem using the "Help" function on the device

- Self Help information is available on the control panel
- Self Help information can be accessed via the mobile device by scanning the QR code displayed on the control panel



#### 2. "Remote Assistance" with the help of operators

- Connects directly to the Support Centre
- An operator will remotely access the multifunction device to resolve the problem by guiding through the steps on the shared control panel

## Keeping a close eye on your multifunction device on a daily basis

Monitoring the multifunction device status to minimise operation down time.

- Check billing meter
- Automatically delivers consumables when cartridges level is low
- Detect machine errors for early invention to rectify the problem

Note: You need to apply for using the EP service. (free of charge).

## Making a backup of multifunction device's settings

Device Setup Editor is a free tool which helps you both, in editing device setting and creating a much-needed information backup for business continuity reasons.

- A back up the device / printer settings can be created onto the PC
- Administrator can optimize device usage by viewing/editing these settings, best suited for their environment.
- When installing a new device, these settings can be migrated (or cloned) from the existing device to the new device

# Apeos C5240

## Functions & Specifications

### Basic Specifications / Copy Function

Item	Model-CPS-EX	Model-CPS
Type	Desktop / Console	
Memory Capacity	4 GB (Max: 4 GB)	
Storage Device Capacity <sup>*1</sup>	128 GB	
Colour Capability	Full Colour	
Scan Resolution	600 x 600 dpi	
Printing Resolution	1,200 x 2,400 dpi	
Warm-up Time <sup>*2</sup>	32 seconds or less (23 degrees Celsius room temperature)	
Recovery Time (Recovery Time from Sleep Mode)	20 seconds or less (23 degrees Celsius room temperature)	
Original Size	Maximum of A4, Letter, Legal for both Sheet and Book	
Paper Size	Max	A4, Letter, Legal
	Min	A6 <sup>*3</sup> [64 x 127 mm when using Bypass Tray]
Image loss width	Lead edge 4.0 mm, Trail edge 4.0 mm, Right/Left edge 4.0 mm	
Paper Weight <sup>*4</sup>	Paper Tray	60 to 220 gsm
	Bypass Tray	60 to 220 gsm
First Copy Output Time	B/W: 5.2 sec. (A4 / Monochrome priority mode) Colour: 7.0 sec. (A4 / Colour priority mode)	
Continuous Copy Speed <sup>*5</sup>	B/W: 52 ppm, Colour: 52 ppm	
	Standard	Standard Tray: 550 sheets, Bypass Tray: 150 sheets
Paper Tray Capacity <sup>*6</sup>	Optional	550-Sheet Feeder: 550 sheets High Capacity Feeder: 2,000 sheets
	Max	3,250 sheets [Standard + 550-Sheet Feeder + High Capacity Feeder]
Output Tray Capacity <sup>*6</sup>	500 sheets	400 sheets
Power Supply	AC220-240 V +/- 10 %, 8 A, 50/60 Hz common	
Maximum Power Consumption	1,300 W (AC220 V +/- 10 %), 1,240 W (AC220 V +/- 10 %), 1,440 W (AC240 V +/- 10 %), 1,390 W (AC240 V +/- 10 %)	
	Sleep Mode: 0.3 W (AC230 V), Low Power Mode: 18 W (AC230 V), Ready Mode: 83 W (AC230 V)	
Dimensions <sup>*7</sup>	W 470 x D 503 x H 844 mm	W 470 x D 503 x H 644 mm
Weight <sup>*8</sup>	41.6 kg	37.6 kg

- \*1: The Storage Device Capacity is not totally available for customers.  
 \*2: It may change depending on usage conditions.  
 \*3: When using A6 size paper with the Standard Tray, the optional A5 LEF / A6 Tray Guide is required.  
 \*4: It is recommended to use our recommended paper. Correct print output may not be possible depending on the requirement.  
 \*5: The speed may be reduced due to the image quality adjustment.  
 \*6: 80 gsm paper.  
 \*7: 550-Sheet Feeder (height): 123 mm (The height increment when the option is installed).  
 \*8: Including Toner Cartridge. 550-Sheet Feeder: 6.6 kg.

### Print Function

Item	Description	
Type	Built-in type	
Paper Size	Max	A4, Letter, Legal [215.9 x 520 mm when using Bypass Tray]
	Min	A6 <sup>*1</sup> [64 x 127 mm when using Bypass Tray]
Image loss width	Lead edge 4.0 mm, Trail edge 4.0 mm, Right/Left edge 4.0 mm	
Continuous Print Speed <sup>*2</sup>	Same as the Basic Specifications / Copy Function	
Printing Resolution	Standard	[PCL Driver] Standard: 1,200 x 2,400 dpi, High Quality: 1,200 x 2,400 dpi, High Resolution: 1,200 x 1,200 dpi
	Optional	[Adobe® PostScript® 3™ Driver] High Speed (Standard): 600 x 600 dpi, High Quality: 1,200 x 2,400 dpi, High Resolution: 1,200 x 1,200 dpi
Page Description Language	Standard	PCL5 / PCL6
	Optional	Adobe® PostScript® 3™
Supported Operating System <sup>*3</sup>	Standard	[PCL Driver] Windows 11 (64bit), Windows 10 (32 bit / 64 bit), Windows 8.1 (32 bit / 64 bit), Windows Server 2019 (64 bit), Windows Server 2016 (64 bit), Windows Server 2012 R2 (64 bit), Windows Server 2012 (64 bit) [Mac OS X Driver] macOS 12 / 11 / 10.15 / 10.14 / 10.13
	Optional	[Adobe® PostScript® 3™ Driver] Windows 11 (64bit), Windows 10 (32 bit / 64 bit), Windows 8.1 (32 bit / 64 bit), Windows Server 2019 (64 bit), Windows Server 2016 (64 bit), Windows Server 2012 R2 (64 bit), Windows Server 2012 (64 bit) macOS 12 / 11 / 10.15 / 10.14 / 10.13
Interface	Standard	Ethernet 1000BASE-T / 100BASE-TX / 10BASE-T, USB3.0
	Optional	Wireless LAN (IEEE 802.11a / b / g / n / ac)

- \*1: When using A6 size paper with the Standard Tray, the optional A5 LEF / A6 Tray Guide is required.  
 \*2: The speed may be reduced due to the image quality adjustment. The printing speed may be reduced depending on the document.  
 \*3: Please refer to our official website for the latest supported OS.

### Scan Function

Item	Description	
Type	Colour Scanner	
Scan Resolution	600 x 600 dpi, 400 x 400 dpi, 300 x 300 dpi, 200 x 200 dpi	
Scan Speed	Same as the Scan Speed for the Duplex Automatic Document Feeder	
Interface	Standard	Ethernet 1000BASE-T / 100BASE-TX / 10BASE-T
	Optional	Wireless LAN (IEEE 802.11a / b / g / n / ac)

### Fax Function (Optional)

Item	Description
Original Size	Max: A4, Legal
Recording Paper Size	Max: A4, Legal; Min: A5
Transmission Time	2 seconds and more but fewer than 3 seconds <sup>*1</sup>
Transmission Mode	ITU-T G3
Applicable Lines	Telephone subscriber line, PBX, Fax Communication (PSTN), Maximum 1 port <sup>*2</sup> (G3-1 port)

- \*1: When A4 size document with approximately 700 characters is transmitted in standard image -quality (8 x 3.85 lines/mm) and in high-speed mode (28.8 kbps or faster, JBIG). Only indicates the time for transmitting the image information and does not include the communication control time. The total communication time will vary depending on the contents of the document, the type of machine receiving the fax, and line condition.  
 \*2: No. of FAX lines is up to 1 port. Port refers to number of channels for FAX.

### Duplex Automatic Document Feeder

Item	Description	
Original Size / Paper Weight	Max: A4, Letter, Legal; Min: A5 <sup>*1</sup> 60 to 128 gsm	
Capacity <sup>*2</sup>	100 sheets	
Scan Speed <sup>*3</sup>	Copy (A4, Simplex)	B/W: 52 ppm, Colour: 52 ppm
	Scan	B/W: 52 ppm, Colour: 52 ppm (1 pass, 2 sided scanning; B/W: 104 ppm, Colour: 83 ppm) [Standard Document (A4), 200 dpi, to Folder]

- \*1: The minimum custom size is 139.7 x 139.7 mm.  
 \*2: 80 gsm paper.  
 \*3: The scanning speed varies depending on the documents.

### High Capacity Feeder (Optional)

Item	Description
Paper Size	A4 LEF, Letter LEF
Paper Weight	60 to 176 gsm
Feeding Capacity / Number of Tray	2,000 sheets x 1-tray
Dimensions / Weight	W 725 x D 773 x H 459 mm, 24.0 kg

- \*: 80 gsm paper.

### Finisher-S (Optional)

Item	Description	
Type	Sort (Offset available) / Stack (Offset available)	
Paper Size	A4, JIS B5, Letter, 8.5 x 13" (215.9 x 330.2 mm), Legal Custom Size: Width 176.0 to 215.9 mm, Length 250.0 to 355.6 mm	
Paper Weight	60 to 220 gsm	
Paper Capacity <sup>*1</sup>	Finishing Tray	[Without Stapling] 500 sheets (80 gsm or less) [With Stapling] 60 sets, or 300 sheets (90 gsm or less)
	Output Tray	500 sheets
Staple	Capacity	50 sheets (90 gsm or less)
	Paper Size <sup>*2</sup>	Max: A4, Letter; Min: JIS B5
Position	Paper Weight	60 to 220 gsm
	Position	Single stapling
Dimensions / Weight	W 478 x D 451 x H 248 mm, 6.8 kg	

- Note: The unit can be installed on Model-CPS-EX.  
 \*1: 70 gsm paper.  
 \*2: Available staple positions vary depending on the paper size.

### Mailbox (Optional)

Item	Description	
Type	Mailbox 4-bin Sort / Stack	
Paper Size	Mailbox A4, JIS B5, Letter, 8.5 x 13" (215.9 x 330.2 mm), Legal Custom Size: Width 176.0 to 215.9 mm, Length 250.0 to 355.6 mm	
Paper Weight <sup>*</sup>	Mailbox 60 to 176 gsm	
Paper Capacity	Mailbox	Each bin 100 sheets
	Output Tray	400 sheets
Dimensions / Weight	W 411 x D 451 x H 248 mm, 5.3 kg	

- Note: The unit can be installed on Model-CPS-EX.  
 \*: 70 gsm paper.

### Notes

- 1) If the storage media of the base unit fail, loss of received data, accumulated data, registered setting data, etc. may occur. In no event shall "the company" be liable for any damages whatsoever arising from loss of data.
- 2) Functional spare parts will be available for at least 7 years after the product is no longer manufactured.

# Enhanced basic functions

## Copy

- Output Color
- Paper Supply
- Reduce/Enlarge
- Slight Reduction
- Auto 2 Sided Output
- Pages per Side  
(2 Pages / 4 Pages / 8 Pages)
- Copy Output (uncollated/collated)
- Single Color / Dual Color Copy
- Copy (ID Card)
- Mixed Size Originals
- Original Size
- Image Enhancement
- 2 Sided Book Copying
- Edge Erase
- Image Shift
- Mirror Image / Negative Image
- Image Rotation
- Booklet Creation
- Multiple-Up x Booklet Creation
- Book Copying
- Covers
- Repeat Image
- Preset Repeat Image
- Annotations
- Watermark(optional)
- Joint Job
- Sample Job
- Delete Outside / Delete Inside
- Staple (optional)

## Print

- PCL
- Adobe® PostScript® 3™ (optional)
- Multi-Model Print Driver 2
- Microsoft Universal Print
- Secure Print
- Sample Set
- Delayed Print
- Print from Folder
- Form Registration
- Multiple-Up
- Booklet Creation
- Multiple-Up x Booklet Creation
- Poster
- Covers / Separators
- Envelope printing
- Private Charge Print
- Charge Print
- Print from USB (optional)
- Staple (optional)
- Server-less On-Demand Print (optional)

## Fax (Optional)

- G3 x 1 ports
- Internet Fax
- Send Direct Fax
- Address Book (maximum 5,000 entries)
- Broadcast Transmission / Group Transmission
- Redial / Resend Unsent Documents
- Rotate 90 Degrees
- Preview
- 2 Sided Scanning
- Resolution
- Lighten / Darken
- Original Type
- Mixed Size Originals
- Transmission Header
- Priority Send / Delay Start
- Cover Page
- Remote Folder
- Transmission Report
- Activity Report
- Re-enter Recipient
- Prevents Unsolicited Faxes
- Prohibit Direct Fax
- Receive Paperless Fax
- Simple Image Log Support
- Paperless Fax Delivery (optional)

## Scan

- Scan to Folder  
(TWAIN driver/Web browser)
  - Transfer via SMB/FTP/SFTP
  - Email
  - Scan (URL)
  - Scan to USB (optional)
  - Simultaneous transmission such as Email / Transfer via SMB, etc.
  - ScanAuto
  - Preview
  - Color Scanning
  - 2 Sided Scanning
  - Mixed Size Originals
  - File Format: TIFF / JPEG / PDF<sup>\*1</sup> / XDW (DocuWorks)<sup>\*2</sup>
  - Microsoft Excel/Word format(optional)
  - Single File for Each Page
  - Searchable Text (optional)
  - Background Suppression
  - Shadow Suppression
  - Auto Upright Orientation
  - Skew Correction
  - Skip Blank Pages
  - Book Scanning
  - Job Flow Sheets
  - Scan Delivery (optional)
- \*1: High Compression / Specific color / Searchable Text / Security / Signature / Optimise For Quick Web View
- \*2: Searchable Text / Security / Signature

## Others

- Local Authentication
- Remote Authentication (optional)
- Azure AD linked authentication (optional)
- IC Card Log In (optional)
- Serverless Authentication (optional)
- Wi-Fi Support (optional)
- Data Encryption
- Data Overwrite (optional)
- Image Log (optional)
- Message screen from an administrator
- Job History Export

Note: More options may need to be added depending on the model.

[fujifilm.com/fbph](http://fujifilm.com/fbph)

# FUJIFILM

**FUJIFILM Business Innovation Philippines Corp.**


25th Floor, SM Aura Tower, 26th St. Corner McKinley Parkway, Taguig City 1630 Philippines  
Tel. 632-8878-5200

The available model varies depending on the country/region. Please ask the sales representatives for details.

The product specifications, appearance and other details in this brochure are subject to change without notice for improvements.

**Reproduction Prohibitions** Please note that reproduction of the following is prohibited by law : •Domestic and foreign currencies, government-issued securities, and national bonds and local bond certificates. •Unused postage stamps, post cards, etc. •Certificate stamps stipulated by law. •Reproducing works forming the subject matter of copyright (literary works, musical works, paintings, engravings, maps, cinematographic works, drawings, photographic works, etc.) is not permitted unless the reproduction is for the purpose of personal use, family use or other similar uses within a limited circle.

**Trademarks** •FUJIFILM and FUJIFILM logo are registered trademarks or trademarks of FUJIFILM Corporation. •Apeos, DocuWorks, Working Folder, Cloud Service Hub, Cloud On-Demand Print are registered trademarks or trademarks of FUJIFILM Business Innovation Corp. •Adobe, Adobe logo, PostScript and PostScript logo are either registered trademarks or trademarks of Adobe in the United States and/or other countries. •Apple, Mac, macOS, OS X and AirPrint are trademarks of Apple Inc. registered in the U.S. and other countries and regions. •Mopria, the Mopria Logo, and the Mopria Alliance word mark and logo are registered and/or unregistered trademarks and service marks of Mopria Alliance, Inc. in the United States and other countries. •All product names and company names mentioned in this brochure are trademarks or registered trademarks of their respective companies.

**For Your Safety**  
 Before using the product, read the Instruction Manual carefully for proper use. Use the product with the power source and voltage specified. Be sure to establish ground connection. Otherwise, electronic shock may result in the case of a failure or short circuit.

The information is as of November, 2022. PIC-0188 PH (2201-R1)