

ApeosWide 6050 / 3030



Seamlessly Integrated Wide Format System for In-house office requirements

Wide-format device for large size document management.
A true fit to your engineering office requirements of high-precision clean image reproduction, fast output speed, various post-processing finishing options and uncompromising security at its heart.



MF model

Print Copy Scan



EP model

Print

*An optional Color Scan Memory KIT is required for colour scanning of the ApeosWide 3030 model.

ApeosWide 6050

| Print speed (A1 LEF) | Model | Paper Feed Tray | Print | Copy | Scan |
|----------------------|-------|-----------------|-------|------|------|
| 9.7 sheets/minute | MF | 4 Roll | ✓ | ✓ | ✓ |
| | EP | 4 Roll | ✓ | - | - |

ApeosWide 3030

| Print speed (A1 LEF) | Model | Paper Feed Tray | Print | Copy | Scan |
|----------------------|-------|-----------------|-------|------|------|
| 7.0 sheets/minute | MF | 2 Roll | ✓ | ✓ | ✓ |

ApeosWide™ 6050 / 3030

High Performance Engineering System

- Customised Job flow
- Batch output of multiple drawing data
- Simplified drawing distribution and control processes
- Easy data output with optimum image quality

Efficient Workflow

- Promotes digitisation with high-resolution scanning
- Uncompromising security with ease of use

Security

- Secure printing
- Enhanced authentication function

Smooth Operability

- Uninterrupted operations

Useful Options

- Post-processing can be automated
- Other options

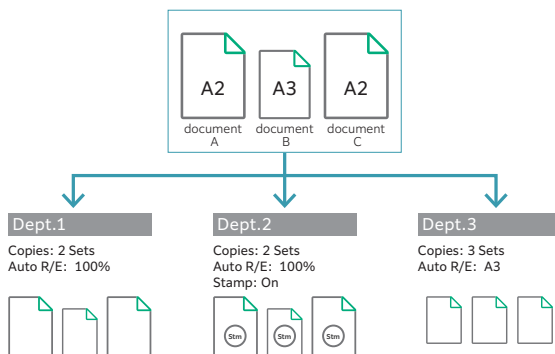
High performance Engineering System

Customised Job flow

Multi-job sort

This feature allows you to copy documents with not only different quantities but also with different settings by destination. (Destination: Up to 20 addresses/Quantity: Up to 99 copies).

Note: For ApeosWide 6050 MF model only. This feature is not available on ApeosWide 3030



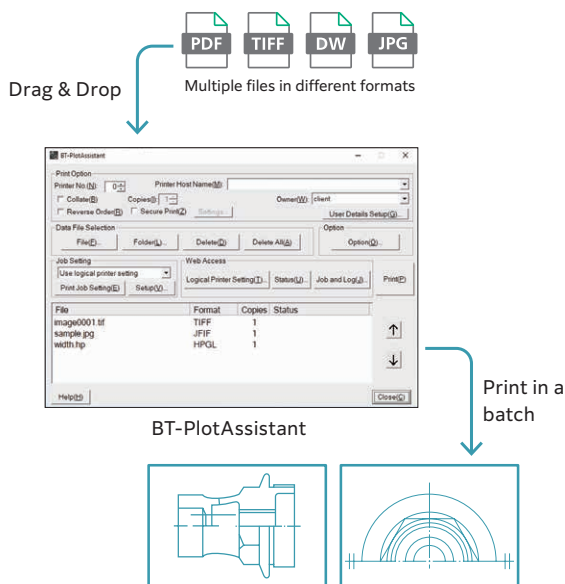
Batch output of multiple drawing data

Easily print out with multiple requirements

Improve work performance and save time by simple drag and drop function to submit data files for printing as part of batch processing with BT-PlotAssistant*. Print parameters, device status and print results can be checked easily on the PC itself.

*Optional.

Functions of BT-PlotAssistant



Simplified drawing distribution and control processes

Stamp/Date Copying

Electronic stamp can be added on the printed sheet.

Up to 99 stamp patterns created on a PC can be registered. It eliminates the need to manually stamp drawings before distribution.

Note: An optional Stamp KIT is required.

SAMPLE

Note: The above stamp is image. Check the actual stamps on the device.

Easy data output with optimum image quality

Reproducing clear fine lines and small texts (high resolution at 1,200 dpi)

Easy to read or correct print outs of drawings and text with reproduction of fine lines and small texts using new LED print head with a high performance light-emitting device.

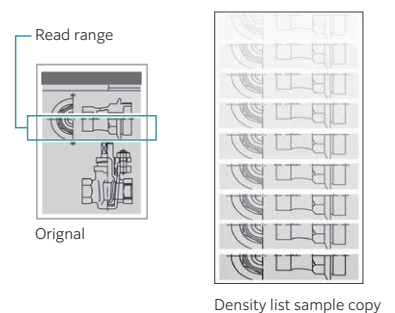
EA-Eco LGK toner suitable for printing drawings

Sharp and clear drawings which are easy on the eyes can be reproduced with the gloss-suppressed EA-Eco LGK toner.

"Sample Copy" Function

"Sample Copy" function can be used to check how your copy will turn out.

Note: An optional Color Scan Memory KIT is required for the ApeosWide 3030 model.



Long Paper Copying

Long documents of up to 15 m*, such as drawings for roads and railroad tracks, can be copied in a batch.

*Plain paper

Efficient Workflow

Promotes digitisation with High Resolution Scanning

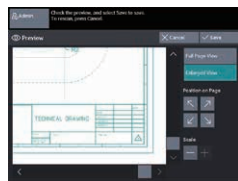
A0 600 dpi Scanning

Vibrant colour scanning of A0 size documents at 600dpi. To prevent scanning mistakes, you can preview scanned images first. Loading next document in the scanner immediately starts document scanning, which makes it useful even when you are scanning multiple documents.

Note: An optional Color Scan Memory KIT is required for full colour scanning of the ApeosWide 3030 model.



View preview



Zoom to display the drawing information

Scan to PC

Scanned drawings can be stored directly to your PC (SMB shared folder) on the network. TIFF, PDF, JPEG, and DocuWorks formats are supported.

Scan (URL)

Scanned drawings are temporarily saved in the device and you are sent an email with a URL for retrieving saved ones. This feature enables you to retrieve scanned drawings via a web browser when data size is too large to be sent as an email attachment.

Note: Only when using authentication

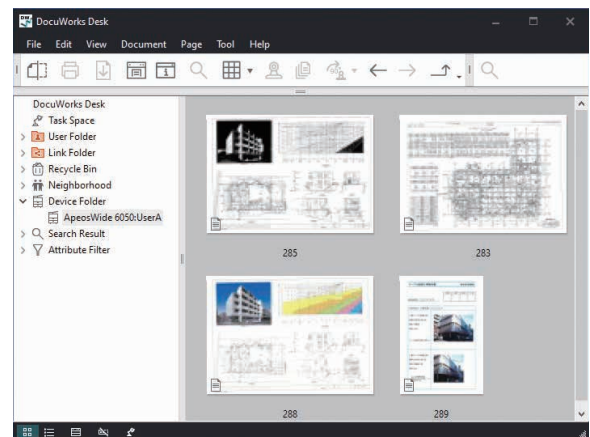
Concurrent scanning and printing

Eliminate waiting time and increases operational productivity by performing scan and print at the same time.

Scan to Folder

Documents can be saved to a folder in the device and imported from a PC. By registering the folder in DocuWorks Desk*, scanned and saved documents can be checked in form of thumbnails.

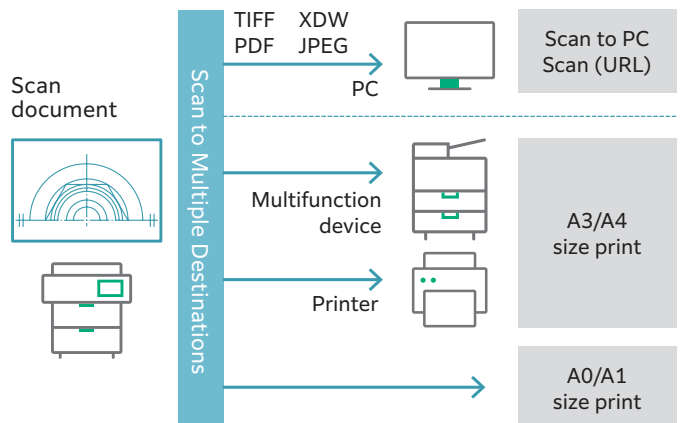
*Separately sold software "DocuWorks" is required



Uncompromising security with ease of use

Efficient scanning

To improve workflow efficiency, multi-send scan allows you to save and print a file simultaneously with a single scan operation. Print to other multifunction devices on the same network is selectable.



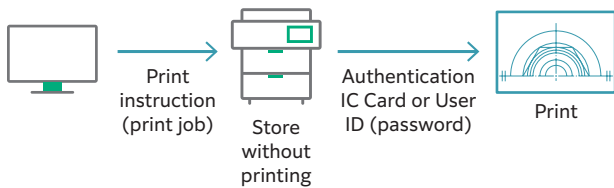
Security

Secure Printing

Private Charge Print

Prevents misprints left on the device, and protects the privacy of the users' print jobs by authenticating with the device first before seeing their print jobs.

Note: The authentication mode must be enabled.



Password security

Password can be set when scanning and directly saving DocuWorks or PDF documents to your PC. Restrictions can be imposed to allow only specific users to view and print documents.

Supports secure communication with TLS1.3*

TLS1.3 provides enhanced privacy and performance of networked communications.

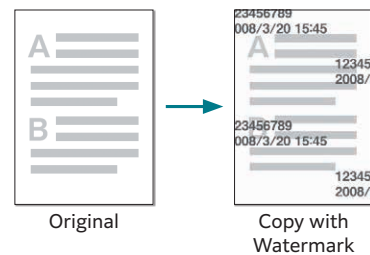
*Transport Layer Security

Data encryption (Data tampering prevention)

Encrypts data and prevents data tampering.

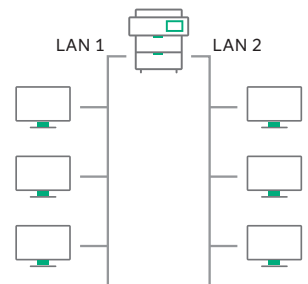
Watermark

You can print text on the background of the document to prevent copying of confidential documents.



Two separate connections in one device

Prevents sharing of confidential documents in the same device by using the secondary ethernet kit to allow users to share and use the same device for printing in two completely independent network environments.



Enhanced Authentication Function

Authentication

Prevent access of unauthorised users by authentication with the user data in the device or in an external server.

IC Card authentication*

Deters unauthorised users from operating and accessing the device by allowing users to authenticate with the device with a tap of the IC Card. Like multifunction printers for office, you can also use the device without authentication by holding an IC card over a card reader.

*Optional.

Smooth Operability

Uninterrupted operations

Improves productivity of printed drawings

Maintains excellent continuous print speed and output quality, even during long runs.

| | | |
|----------------|-------------------|-------------------|
| ApeosWide 6050 | A0 | A1 LEF |
| | 5.0 sheets/minute | 9.7 sheets/minute |
| ApeosWide 3030 | A0 | A1 LEF |
| | 3.2 sheets/minute | 7.0 sheets/minute |

New and refreshed UI panel

10.1-inch colour LCD panel with excellent visibility.



Automates system administration with EP-BB* light

Maximise productivity and minimise downtime by connecting the device with our EP centre via encrypted internet lines.

*EP-BB : Enterprise Broad Band service

Automatic meter reading

The machine automatically notifies the meter counts on the preset date and time daily and monthly.

Updating to the latest version of the controller software

The latest version of the controller software is downloaded as needed, allowing updating the device. This has two methods, which are manual updating by the system administrator via the control panel and automatic updating with date/time specified beforehand.

Space-saving inner output

Paper sizes up to A1 size (LEF in case of A1 sizes) can be handled from the internal output tray of the device main body.

Note: Optional Paper Catch Tray (Front) is required for A0 / A1 SEF.



Useful Options

① Paper Catch Tray (Front)

A tray for storing printed paper to the front of the device.

② Document Catch Tray (Rear)*

A tray for storing originals outputted to the rear of the device in flat condition.

U-Turn Guide A for MID type / B for Low type*

Deliver original documents to the front side

Connection KIT for estefold 3011

Provides in-line folding with A4-sized finishing.

Manual Feed Guide

Guide used for manual paper feed

Scan Counter KIT

A document counter that can be reset.

Note: Option for the ApeosWide 6050.

Color Scan Memory KIT

Enables the black-and-white scanner of ApeosWide 3030 MF to be upgraded to colour scanner.


PS/PDF KIT

Required to print/scan to PDF/PostScript® format data.

Stamp KIT

A digital stamp that is printed on the output paper in black-and-white.

*Select required option.



ApeosWide 6050 / 3030 Functions & Specifications

Basic Specifications

| Item | Description | |
|-----------------------------|---|--|
| | ApeosWide 6050 | ApeosWide 3030 |
| Type | Console*1 | |
| Memory capacity | 4 GB (Max: 4 GB) | |
| Storage Device Capacity*2 | 128 GB or larger | |
| Printing Resolution | 1,200 x 1,200 dpi | |
| Continuous Print Speed*3 | A0 | Portrait: 5.0 sheets/minute Portrait: 3.2 sheets/minute |
| | A1 | Landscape: 9.7 sheets/minute Portrait: 7.0 sheets/minute |
| | A2 | Landscape: 13 sheets/minute Portrait: 9.7 sheets/minute |
| | A3 | Landscape: 17 sheets/minute Portrait: 13 sheets/minute |
| | A4 | Landscape: 23 sheets/minute Portrait: 17 sheets/minute |
| Paper Tray Capacity | [4-Roll Model (EP/MF)] | [2-Roll Model (MF)] |
| | Roll paper feed 2-tray x 2, Manual Feed (Single-sheet feed) | Roll paper feed 1-tray x 2, Manual Feed (Single-sheet feed) |
| Paper Size | [Roll paper] A0, A1, A2, A3, JIS B1, JIS B2, JIS B3, ISO B1, ISO B2, ISO B3, 880 mm / 660 mm, 625 mm / 620 mm, 440 mm / 435 mm, 310 mm, 36", 34", 30", 24", 22", 18", 17", 15", 12", 11" Width: 279.4 to 914.4 mm Outside diameter of the roll: 175 mm or less | |
| | [Cut Sheet] A0, A1, A2, A3, A4, JIS B1, JIS B2, JIS B3, JIS B4, ISO B1, ISO B2, ISO B3, ISO B4, 880 mm / 860 mm, 625 mm / 620 mm, 440 mm / 435 mm, 36", 34", 30", 24", 22", 18", 17", 15", 12", 11", 9", 8.5" Width: 210 to 914.4 mm Length: 210 to 2,000 mm | |
| Paper cutting system | Standard size cut, synchronised cut, variable length cut | |
| Paper Type / Paper Weight*4 | Plain paper: 64 to 110 gsm, Tracing paper: 90 to 112 gsm, Film: 75 to 100µm | |
| Image loss width | Roll/Cut paper: Lead Edge 5 mm, Trail Edge 5 mm, Right & Left Edges 3 mm (Outside diameter of the roll (remaining) 100 mm or larger)*5 | |
| Warm-up Time | 180 seconds or less (22 degrees Celsius room temperature) | |
| Power Supply | AC220-240 V - 10 % + 6 %, 10 A, 50/60 Hz common | |
| Maximum Power Consumption*6 | 2.4 kW | |
| Dimensions | EP Model: W 1,170 x D 736 x H 1,116 mm MF Model: W 1,432 x D 736 x H 1,180 mm | MF Model: W 1,432 x D 729 x H 1,180 mm |
| | 4-Roll Model (EP): 237 kg 4-Roll Model (MF): 277 kg | 2-Roll Model (MF): 227 kg |

*1: Scanner, Printer, All-in-one *2: The storage capacity is not totally available for customers. *3: The speed may be reduced due to the image quality adjustment. The performance may be reduced depending on the paper type. *4: It is recommended to use our recommended paper. Correct print output may not be possible depending on the requirement. *5: Image loss width when outside diameter of the roll (remaining) is less than 100 mm: Lead edge 8 mm, Trail edge 8 mm. *6: Sleep mode: ApeosWide 6050 MF 5.0W, ApeosWide 6050 EP 4.9W, ApeosWide 3030 MF 4.9 W. *7: The weight is without any toner and paper.

Copy Function

| Item | Description | |
|------------------------|---|---|
| | ApeosWide 6050 MF | ApeosWide 3030 MF |
| Original Feed System | Original transfer type | |
| Original Size | Maximum width: 914.4 mm, minimum width: 176 mm Maximum length: 15,000 mm, minimum length: 210 mm | Maximum width: 914.4 mm, minimum width: 182 mm Maximum length: 15,000 mm, minimum length: 210 mm |
| Original Thickness | When ejecting frontward: 0.05 to 0.2 mm When ejecting rearward: 0.05 to 12.7 mm*1 | When ejecting frontward: 0.05 to 0.2 mm When ejecting rearward: 0.05 to 1.0 mm*2 |
| Original Type | Text & Line, Text/Photo, Printed Original, Photograph, Blueprint, Transparent, Uneven-Toned Background | |
| Scan Resolution | 600 x 600 dpi | |
| Copy Size | Width: 210 to 914.4 mm, Length: 210 to 15,000 mm (plain paper) Width: 210 to 914.4 mm, Length: 210 to 2,500 mm (tracing paper/film) | |
| Continuous Copy*3 | 99 sheets | |
| First Copy Output Time | 23.0 sec. (with A0 size original, upper roll 1, When ejecting frontward) 22.0 sec. (with A0 size original, upper roll 1, When ejecting rearward) | 25.0 sec. (with A0 size original, upper roll 1, When ejecting frontward) 24.0 sec. (with A0 size original, upper roll 1, When ejecting rearward) |

*1: It is possible to scan a flat and hard original (styrene board, heavy paper) whose thickness exceeds 0.2 mm, up to 12.7 mm thick. The flat and hard original must be supported by your hand while scanning. However, the document transportation and the output image quality is out of guarantee. *2: It is possible to scan a flat and hard original (styrene board, heavy paper) whose thickness exceeds 0.2 mm, up to 1.0 mm thick. The flat and hard original must be supported by your hand while scanning. However, the document transportation and the output image quality is out of guarantee. *3: Copy process may stop temporarily for stabilization of image quality.

Print Function

| Item | Description | |
|------------------------------|---|--|
| Print Size | The same as copy size supported in copy function | |
| Continuous Print Pages*1 | 99 sheets | |
| First Print Output Time | 22 sec. (with A0 size original, 1.28 MB data, upper roll 1, When ejecting frontward) 21 sec. (with A0 size original, 1.28 MB data, upper roll 1, When ejecting rearward) | |
| Page Description Language | Standard | - |
| | Optional | Adobe® PostScript® 3™ |
| Network Protocol | TCP/IP (IPv4 / IPv6, LPR, FTP) | |
| Supported Operating System*2 | Standard | Windows 11 (64bit), Windows 10 (64bit/32bit), Windows Server 2022 (64 bit), Windows Server 2019 (64bit), Windows Server 2016 (64bit)/Windows Server 2012 R2 (64bit), Windows Server 2012 (64bit) |
| | Optional (Adobe® PostScript® 3™ Driver) | macOS 13 / 12 / 11 / 10.15 / 10.14 |
| Interface | Ethernet 1000BASE-T / 100 BASE-TX / 10BASE-T 2 systems | |

*1: Copy process may stop temporarily for stabilization of image quality at continuous printing with long paper or heavyweight paper. *2: Please refer to our official website for the latest supported OS.

Scan Function

| Item | Description | |
|-----------------|--|--|
| | ApeosWide 6050 MF | ApeosWide 3030 MF |
| Type | Standard | Colour Scanner |
| | Optional* | Black & White Scanner Colour Scanner |
| Scan Resolution | 600 x 600 dpi, 400 x 400 dpi, 300 x 300 dpi, 200 x 200 dpi, 150 x 150 dpi | |
| Scan Mode | Text & Line, Text/Photo, Printed Original, Photograph, Blueprint, Transparent, Uneven-Toned Background | |
| Scan Speed* | B/W / Grayscale | High speed: 152.4 mm/sec Low speed: 76.2 mm/sec Very low speed: 25.4 mm/sec |
| | | Very high speed: 203.2 mm/sec (Resolution 300 dpi or less) High speed: 101.6 mm/sec Low speed: 50.8 mm/sec |
| Full Colour | | High speed: 152.4 mm/sec (Resolution 300 dpi or less) Low speed: 50.8 mm/sec Very low speed: 25.4 mm/sec |
| | | Mid speed: 67.6 mm/sec (Resolution 300 dpi or less) Very low speed: 33.8 mm/sec |
| Interface | Ethernet 1000BASE-T / 100 BASE-TX / 10BASE-T | |

* Optional Color Scan Memory KIT is required for grayscale/full colour scanning on ApeosWide 3030 MF.

| | |
|---|--|
| Notes | |
| 1) If the storage media (such as hard disk drives) of the base unit fail, loss of received data, accumulated data, registered setting data, etc. may occur. In no event shall "the company" be liable for any damages whatsoever arising from loss of data. | |
| 2) Functional spare parts will be available for at least 7 years after the product is no longer manufactured. | |

fujifilm.com/fbsg



Adobe PostScript

FUJIFILM

FUJIFILM Business Innovation Singapore Pte. Ltd.


20E Pasir Panjang Road #02-21A Mapletree Business City Singapore 117439
Tel.+65-6766-8888

The available model varies depending on the country/region. Please ask the sales representatives for details.

The product specifications, appearance and other details in this brochure are subject to change without notice for improvements.

Reproduction Prohibitions Please note that reproduction of the following is prohibited by law : •Domestic and foreign currencies, government-issued securities, and national bonds and local bond certificates. •Unused postage stamps, post cards, etc. •Certificate stamps stipulated by law. •Reproducing works forming the subject matter of copyright (literary works, musical works, paintings, engravings, maps, cinematographic works, drawings, photographic works, etc.) is not permitted unless the reproduction is for the purpose of personal use, family use or other similar uses within a limited circle.

Trademarks •FUJIFILM and FUJIFILM logo are registered trademarks or trademarks of FUJIFILM Corporation. •ApeosWide is registered trademark or trademark of FUJIFILM Business Innovation Corp. •Apple, Mac, macOS, OS X and AirPrint are trademarks of Apple Inc. registered in the U.S. and other countries and regions. •Adobe, Adobe logo, PostScript and PostScript logo, Adobe PDF are either registered trademarks or trademarks of Adobe in the United States and/or other countries. •All product names and company names mentioned in this brochure are trademarks or registered trademarks of their respective companies.

**For Your Safety**

Before using the product, read the Instruction Manual carefully for proper use. Use the product with the power source and voltage specified. Be sure to establish ground connection. Otherwise, electronic shock may result in the case of a failure or short circuit.