

Revorvia Press E1136 / E1125 / E1110 / E1100

Enter the Monoverse



The World of Wonder in Monochromatic Print Production.

- Outstanding print speed of 136 ppm*.
- High Capacity Feeders and High Capacity Stacker make continuous mass printing possible.
- Offering the latest finisher lineup. Cover insertion, three-sided trim, and Saddle stapled booklet with Square Back supported.
- Simple Image Quality Adjustment (SIQA) makes alignment adjustment easy.
- Equipped with various copy and scan functions useful for office operation.

* A4 LEF, Revoria Press E1136.



Productivity & Stability

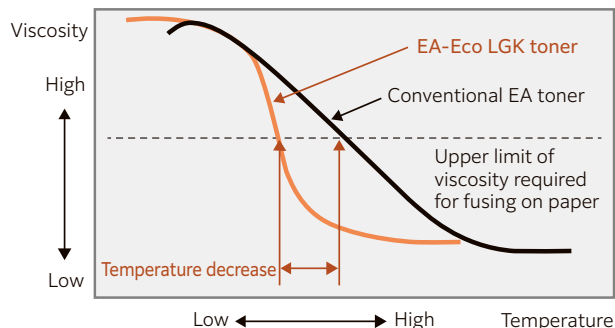
On-demand press with high productivity and stability.

Technologies supporting high-speed printing

High-speed continuous printing of 136 ppm*¹ has been realised for both 1-sided and 2-sided printing. Reliable fusing on paper transported in high-speed is now possible with EA-Eco LGK*² toner that allows fusing at lower temperature than existing models and a roll type fusing unit providing constant heat supply.

*1: For Revoria Press E1136 with A4 LEF on continuous printing of the same original document.

*2: EA: Emulsion Aggregation LGK: Low Gloss Kuro (Black)



Continuous mass printing enabled

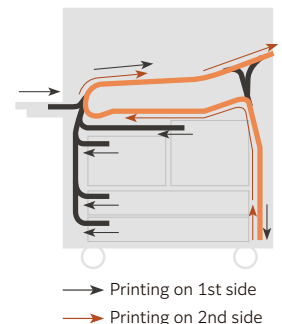
You can enjoy seamless operation at continuous mass printing as cartridge replacement and paper refill can be done while printing is in progress. A single high capacity toner cartridge can yield approximately 71,500 pages* for printing.

* A4 LEF size, area coverage 6% at continuous printing. Reference of FUJIFILM Business Innovation test criteria.

Stable paper transport


Wide turning angles in paper path provide stable and speedy paper transport. This device has a good resistance against paper jam by adopting vertical paper inversion mechanism for 2 sided printing to reduce curves in the paper path.

In addition, there is less impact caused by heat generated by fused paper on the transfer mechanism and it hardly causes troubles with paper path and image quality.



"Air Suction Feeder C1-DS" with enhanced paper handling capabilities

Newly developed Air Suction Feeder. Shuttle head draws up the paper strongly using a small amount of air, it easily separates and delivers each sheet efficiently. This even improves feed performance of paper with a lot of paper dust, pre-printed paper using powder, paper with uneven texture, and coated paper that is prone to sticking. Stable and high-speed feed is achieved for various paper types, from lightweight to heavyweight, small-sized paper and long paper.





Quality

Exceptionally beautiful, high quality printing.

High resolution printing of 2,400 × 2,400 dpi

The heart of the printer, ROS*¹, uses VCSEL*² as a light source.

It enables printing at 2,400 × 2,400 dpi high resolution by drawing images simultaneously with 32 laser beams.

*1: Raster Output Scanner

*2: Vertical Cavity Surface Emitting Laser

EA-Eco LGK* toner for high image quality

EA-Eco LGK toner with extremely small particle size of 6.5 microns allows reproduction of photograph gradation in a smooth and beautiful way, density uniformity in figures, and small text clearly. It also produces easy-to-read printed text with less glare which is also easy on your eyes.

* EA: Emulsion Aggregation LGK: Low Gloss Kuro (Black)

Transfer unit with high image quality design

Designed to prevent fluctuations in paper transport speed even in a compact body. Stabilize driving speed of the transfer belt by increasing the roll diameter. Automatic adjustment of contact pressure between transfer belt and drum. It ensures consistent transfer even on thin or thick paper.

Ultra high precision registration - IReCT*

This digital image registration control technology "IReCT*" precisely measures the position of sheets running in high-speed and realises real time correction to misregistration of printing images and distortion on each sheet with ultra high precision registration, which cannot be achieved by mechanical correction technology alone.

* Image Registration Control Technology

Maintain printing quality with easy adjustment

Simple Image Quality Adjustment (SIQA), which realises simple alignment adjustments has been installed. For optimal adjustment, you can just print and scan the calibration chart. It ensures consistent printing quality with properly adjusted print position, perpendicularity, skew and magnification on both the front and back sides.

More screen choices

Various screen settings*¹ including FM screen that suppresses moire*² are available.

*1: PCL Driver: 6 screens,
PostScript® Driver: 12 screens,
Print Server driver: 10 screens.

*2: A phenomenon in which streaks not existing on the original appear when repeatedly printing patterns at regular intervals.

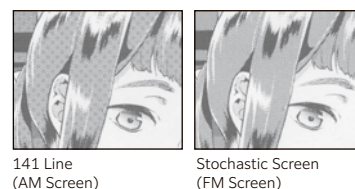


Image Enhancement in a more beautiful way

Higher image quality has been implemented with "Edge Enhancement" that fixes jaggedness on the edge of thin line and text outline and "Adjust Invert Text/Line Weight" that fixes thickened/blurred text.

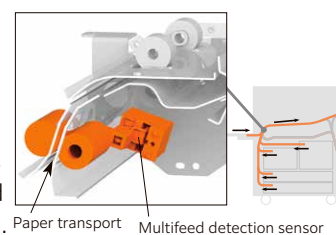
Adjust Invert Text/Line Weight is ON (8 pt character)



Note: Default setting: OFF

No more missing, duplicated, and mixed blank pages

The multifeed detection sensor monitors the paper flow to prevent the feeding of multiple sheets of paper. If a multifeed is detected, printing is interrupted to prevent blank page insertion.



Note: The multifeed detection feature is not available on Revoria Press E1100.

Monitors paper thickness

A wider range of media types and finishes.

Media handling capabilities

This device can handle a wide range of paper weights from lightweight paper of 52 gsm to heavyweight paper of 350 gsm. The upper limit of heavyweight paper has been extended thanks to the paper path design, and employing the control mechanism that automatically switches fusing roll pressure between two levels. Not only that, it allows fine control to extend the support range of coated paper and specialty paper*1. Paper sizes ranging from A6 to 330.2 x 488 mm are available. Full-bleed printing on SRA3 (320 x 450 mm) is also possible and it is useful to create brochures or leaflets that need to have bleed. Further, banner printing on long paper of up to 660.4 mm is now available.*2 New print applications will expand such as powerful panoramic posters.

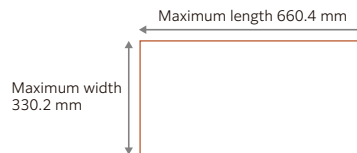
*1: Please contact our sales representative for inquiries about capability with specialty paper.

*2: Please contact our sales representative for paper feeder or output module that is required for banner sheet printing. Banner sheet printing is not available on Revoria Press E1100.

Note: Performance is not guaranteed for all paper media. Contact our sales representative for available paper types.

Printing with right settings for each media type

A maximum of 100 paper types can be registered with "Custom Paper Settings". It allows configuration settings such as alignment, fold position, fusing temperature according to paper to be used and produce printouts with high image quality.



Flexible feeding and finishing options

These options make it possible to build flexible printing systems suited to every printing operation.

Note: The photo shows Finisher D6 with Booklet Maker 7.

Square Back Fold Trimmer D1 8 cannot be connected to Finisher D6 6.



Feeding options

Up to a total of 8,250 sheets can be loaded. You can enjoy long-time seamless operation at continuous mass printing with less paper refill frequency.



High Capacity Feeder C1-D2
Maximum A4 x 2 trays
2,000 sheets x 2 trays



High Capacity Feeder B1-S*
Maximum A3, 330.2 x 488 mm
2,000 sheets x 1 tray
Air assist
* Not available on Revoria Press E1136.



High Capacity Feeder C3-DS*
Maximum A3, 330.2 x 488 mm
2,000 sheets x 2 trays
Air assist
* Not available on Revoria Press E1100.



Air Suction Feeder C1-DS*
Maximum A3, 330.2x488 mm
2,100 sheets x 2 trays + 250 sheets
Air suction
* Not available for Revoria Press E1100.

Finishing options

1 Interface Decurler Module D1
-Real-time paper curl correction

2 Inserter D1
-Cover/sheet insertion

3 High Capacity Stacker A1*1
-5,000-sheet offset-stacking for mass printing
-Stacker cart

High Capacity Stacker A1 with Transport Module*1
-Connection with 3rd party finisher
-5,000-sheet offset-stacking for mass printing
-Stacker cart

4 Crease/Two-sided Trimmer D2*1
-Two-sided trim
-Crease

5 Folder Unit CD2
-Z fold half sheet/Tri-fold

6 Finisher D6
-100-sheet stapling with auto staple cutting
-Hole punch*2

7 Finisher D6 with Booklet Maker
-100-sheet stapling with auto staple cutting
-Hole punch*2
-Saddle staple/Single fold

8 Square Back Fold Trimmer D1*1*3
-Face trim
-Square back

Simple Catch Tray*4
Offset Catch Tray*4

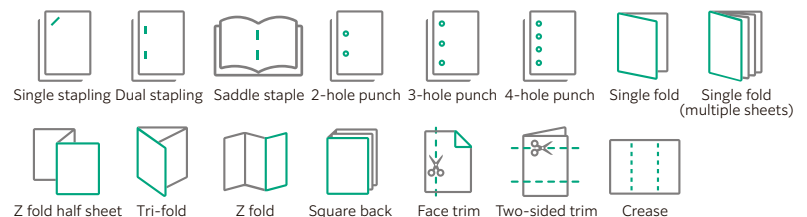
*1: Not available on Revoria Press E1100.

*2: Optional.

*3: Available only with Finisher D6 with Booklet Maker.

*4: Available on Revoria Press E1100.

A variety of finishing features



Continuous mass printing enabled

High Capacity Stacker A1 can accommodate up to 5,000 sheets. The printed sheets are directly delivered to the stacker cart (carriage). It is useful when carrying large volumes of printouts to off-line post-processing devices.

Print server with high resolution and fast processing.

Print Server with high image quality and high-speed

The Print Server with 64-bit architecture delivers high speed RIP and high image quality, achieved through the latest hardware and image processing technologies cultivated in the development of colour production printers.



Image data processing maximising print engine performance

High quality image data can be generated with RIP processing of 600 x 600 dpi and 8 bit (256 gradation levels) on the Print Server.

In addition, high resolution and smooth screen image of 2,400 x 2,400 dpi can be generated on the device with our unique HQ digital screen technology (MACS*) employed. These data processing technologies have realised high image quality brought from the maximisation of the print engine performance.

* Micro Accurate Control Screen.

Supporting Adobe® PDF Print Engine perfect for PDF output

Adobe® PDF Print Engine directly rips PDF data. Even a PDF file with transparency or layers can be processed as it is and faster and high quality output is possible.

Blur, drop shadow and glow effect can be used with ease.

Note: Adobe® PDF Print Engine is available for jobs in PDF and JDF formats.

Print Server equipped with high-speed technologies

- Faster processing with less data volume
Our unique intermediate data format streamlines RIP processing with high image quality. In the conventional RIP processing, calculation takes a long time due to large data volume. However, this new RIP processing automatically identifies objects including text and image and processes them in the format in which data volume is less. It greatly reduces the processing time without degrading image quality.
- High-speed serial transmission
The print server sends huge raster data to the printer with a wideband transmission of 4.25 Gbps. It ensures high reliability by automatically detecting and correcting errors.

On-demand print

This feature allows you to print documents in an easy way when necessary as print information including paper type, 1-sided/2-sided, stapling is saved along with print data.

Flexibly meeting various prepress needs

Xerox FreeFlow Makeready, software which streamlines prepress operations allows you to construct a digital printing system to handle both digital and paper document entries. This system makes it possible to use a wide range of editing functions such as imposition and labeling while checking page layout.

Note: Print Server and optional software Xerox FreeFlow Makeready is required.

High-speed, large volume printing of variable data

High-speed, large volume printing of personally customised documents: direct mails, bills, usage details statements, etc. is enabled. It meets the business needs of One to One marketing which captures diversifying customers' individual needs. With industry standard PPML*¹, PDF/VT-1, and PDF/VT-2, languages for variable data printing and our unique language VIPP*² are supported to establish extended variable printing systems.

*1: PPML: Personalized Print Markup Language

*2: VIPP: Variable Information Production Pritware

Print Server and optional software Xerox FreeFlow VI Compose is required.

Building JDF workflow

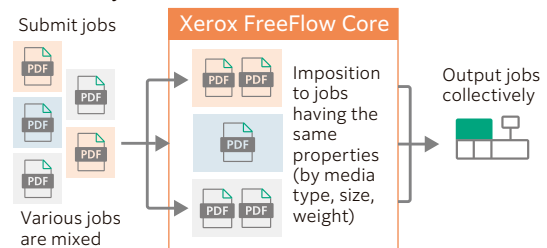
JDF*¹, which is the standard in the printing industry is supported. Linking with integrated workflow systems for printing operation*², you can build a hybrid workflow with offset printing device and digital printer.

*1: JDF: Job Definition Format

*2: Linked with "FUJIFILM WORKFLOW XMF" of FUJIFILM Corporation and "EQUIOS" and "Trueflow SE" of SCREEN Graphic Solutions Co., Ltd.

Streamlined print workflow

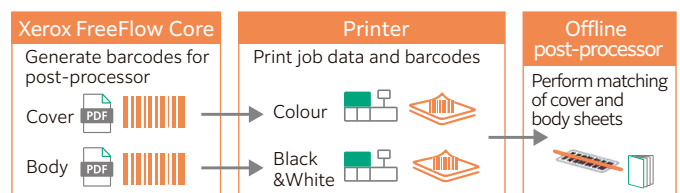
The efficiency of printing operation can be improved by grouping jobs having the same properties. It brings improved productivity and shorter turnaround with short-run printing of a wide variety of contents.



Note: Print Server and optional software Xerox FreeFlow Core is required.

Streamlined booklet making linking with off-line post-processor

The efficiency of booklet making operation can be improved by using barcodes for post-processor.





Note: Print Server and optional software Xerox FreeFlow Core is required.

Various features for office needs.

Duplex Automatic Document Feeder

It scans the front and back sides of the original simultaneously. Scan functions make it possible to read documents in high-speed of 136 ppm for 1 sided and 270 ppm* for 2 sided.

	1 sided 	2 sided 
Scan job*	136 ppm (Colour/BW)	270 ppm (Colour/BW)
Copy job	100 ppm (BW)	

* Standard Document (A4), 200 dpi, to Folder.

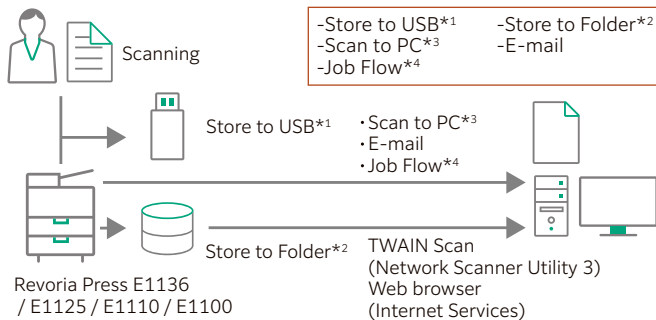
Server-less On-Demand Printing

Even if the device you selected for output is occupied, you can print your documents from another available device on the network.

Note: Optional Server-less On-demand print and Embedded IC Card Reader B are required. Use Multi-model Print Driver 2.

A wide variety of scan functions

The following useful scan functions are available.



*1: Optional USB Hub and USB Memory Kit are required.

*2: Scanned files are stored to Folders on the device. To store them to PC, use web browsers, Stored File Manager 3 belonging to Network Scanner Utility 3, or TWAIN compliant applications.

*3: Scanned files are sent and stored to PC folders via FTP transfer or SMB.

*4: Scanned files are sent to defined destinations. You need to create a job flow in advance in which distribution destinations are specified.

Copy On Demand

On-demand printing of copy document.

Easy reprinting of copy documents

This feature stores copy documents in the [Folder for Reprint] Folder of the device. You can print them as many times as you wish without scanning documents each time. Besides edit operations such as duplication of document data, change of copy settings, document merge like insertion and re-saving are available.

Note: "Back-Up Tool for restored document" is provided on our website.

"Migration Tool for Restored Document" is also available for exporting documents in the boxes of conventional B9136 / B9125 / B9110 / B9100 Copier/Printer and D136 / D125 / D110 / D95 Series to these new models.

Reliable maintenance support and security management.

Remote Service

Preventive maintenance

Check-up and parts replacement can be performed at the perfect time by analysing the system log, and it prevents troubles.

Swift trouble resolution

If a problem occurs, our service engineer will remotely analyse the system log and provide technical supports to solve the problem in a short time period. In addition, FUJIFILM Business Innovation operator assists the troubled customer by sharing the print server screen remotely to solve the problem.

Note: You need to apply for Remote Service (free) to use it.

Security support for print data

Important print data provided by customers can be protected from data breaches by securely erasing*¹ deleted data remaining in the print server so that the data cannot be recovered even with data recovery software. Besides, data in the printer can be encrypted*¹ or securely erased*² to prevent unauthorised access.

*1: Default setting: OFF

*2: Optional.

Authentication

Authentication features prevent unauthorised use of the device for security. Authentication operations can be performed at the device control panel or with a smart card*. User information can be saved and managed on the device or remote authentication server such as Active Directory.

* Optional Embedded IC Card Reader B is required.

Server-less Authentication

When using authentication features without setting up an authentication server, it is troublesome and hard to manage with many devices as user information needs to be registered with each device. The "Server-less Authentication" feature allows authentication operations on any device as devices automatically synchronise user information.

Print Function

Item	Description
Type	Internal
Continuous Print Speed	Same as the Basic Specifications
Printing Resolution	Standard [PCL Driver] Standard: 2,400 x 2,400 dpi, High Resolution: 2,400 x 2,400 dpi [Adobe® PostScript® 3™ Driver] Standard: 2,400 x 2,400 dpi, High Resolution: 2,400 x 2,400 dpi
Page Description Language	PCL, Adobe® PostScript® 3™
Supported Operating System*	Standard [PCL Driver] Windows 11 (64bit), Windows 10 (32bit / 64bit), Windows Server 2022 (64bit), Windows Server 2019 (64bit), Windows Server 2016 (64bit), Windows Server 2012 R2 (64bit), Windows Server 2012 (64bit) [Adobe® PostScript® 3™ Driver] Windows 11 (64bit), Windows 10 (32bit / 64bit), Windows Server 2022 (64bit), Windows Server 2019 (64bit), Windows Server 2016 (64bit), Windows Server 2012 R2 (64bit), Windows Server 2012 (64bit) macOS 13 / 12 / 11 / 10.15 / 10.14 [Mac OS X Driver] macOS 13 / 12 / 11 / 10.15 / 10.14
Interface	Standard Ethernet 1000BASE-T / 100BASE-TX / 10BASE-T, USB2.0

*: Please refer to our official website for the latest supported OS.

Revoria Press E1136 / E1125 / E1110 / E1100 Functions & Specifications

Basic Specifications

Item	Description			
	E1136	E1125	E1110	E1100
Printing Resolution	2,400 x 2,400 dpi			
Continuous Print Speed*1	A4 136 ppm	125 ppm	110 ppm	100 ppm
	A3 68 ppm	62 ppm	55 ppm	50 ppm
Paper Size*2	Tray 1, 2	Standard Size: Max A4, Letter, Min JIS B5		
	Tray 3, 4	Standard Size: Max SRA3 (320 x 450 mm), 12.6 x 19.2" (320 x 488 mm), Min A5 Custom Size: 140 x 182 mm to 330 x 488 mm		
	Bypass Tray*3	Standard Size: Max SRA3 (320 x 450 mm), 12.6 x 19.2" (320 x 488 mm), Min A6 Custom Size: 100 x 148 mm to 330 x 488 mm*4		
Paper Weight	Tray 1, 2, 3, 4	52 to 216 gsm		
	Bypass Tray*3	52 to 350 gsm*5		
Paper Tray Capacity*6	Standard	3,800 sheets (1,100 sheets + 1,600 sheets + 550 sheets x 2-tray) [E1136] Multi Sheet Inserter: 250 sheets High Capacity Feeder C1-D2: 2,000 sheets x 2 High Capacity Feeder C3-DS: 2,000 sheets x 2 Air Suction Feeder C1-DS: 2,100 sheets x 2 + 250 sheets [E1125 / E1110] Multi Sheet Inserter: 250 sheets High Capacity Feeder C1-D2: 2,000 sheets x 2 High Capacity Feeder B1-S: 2,000 sheets x 1 High Capacity Feeder C3-DS: 2,000 sheets x 2 Air Suction Feeder C1-DS: 2,100 sheets x 2 + 250 sheets [E1100] Multi Sheet Inserter: 250 sheets High Capacity Feeder C1-D2: 2,000 sheets x 2 High Capacity Feeder B1-S: 2,000 sheets x 1		
	Optional	E1136 / E1125 / E1110: 8,250 sheets [Standard + Air Suction Feeder C1-DS] E1100: 8,050 sheets [Standard + High Capacity Feeder C1-D2 + Multi Sheet Inserter]		
Output Tray Capacity	Depends on the specification of output option			
Power Supply	AC200-240 V +/- 10 %, 15 A, 50/60 Hz common			
Maximum Power Consumption	3.6 kW			
Consumption	Sleep Mode: 1.1 W, Low Power Mode: 229 W			
Dimensions*7	W 840 x D 783 x H 1,144 mm			
Weight*8	257 kg		256 kg	

*1: Print speed may be reduced depending on conditions of output data and other reasons. *2: Image loss width (326 x 486 mm or smaller paper): PCL Print Driver (Margins: Standard) 4.1 mm for all edges, Revoria Flow E11 3.0 mm for all edges. *3: When High Capacity Feeder B1-S, High Capacity Feeder C3-DS or Air Suction Feeder C1-DS is not connected. *4: Banner sheet printing of up to 330 x 660 mm is available. Banner sheet printing is available for Revoria Press E1136 / E1125 / E1110. *5: Banner sheet printing of 64 to 216 gsm is available. Banner sheet printing is available for Revoria Press E1136 / E1125 / E1110. *6: 80 gsm paper. *7: Main unit only. Excludes output tray. Bypass Tray is closed. *8: Excludes toner cartridge.

Scan Function

Item	Description
Scan Resolution	600 x 600 dpi, 400 x 400 dpi, 300 x 300 dpi, 200 x 200 dpi
Scan Speed	Same as the "Scan Speed" for the Duplex Automatic Document Feeder
Scanning Method	Store to folder (TWAIN Interface support), Scan to PC, Scan to e-mail

Copy Function

Item	Description			
	E1136	E1125	E1110	E1100
Scan Resolution	600 x 600 dpi			
Printing Resolution	600 x 600 dpi, Equivalent to 2,400 x 2,400 dpi*1			
First Copy Output Time *2	3.9 sec. (A4)		4.6 sec. (A4)	

*1: When the Image Enhancement feature is enabled. *2: When the original is set on the document glass and copies are output to the output tray of Finisher D6 or Finisher D6 with Booklet Maker.

Print Server [Revoria Flow E11] (Optional)

Item	Description
Type	External
CPU	Intel® Core™ i3 8100 Processor 3.60 GHz
Storage device	Hard disk: 1 TB, DVD Multi drive
Memory capacity	16 GB (Max: 16 GB)
Server Operation System	Windows 10 IoT Enterprise (64 bit)
Page Description Language	Adobe® PostScript® 3™, PDF/VT-1, PDF/VT-2, PPML, VIPP*1
Print Data Format	PS, PDF1.7, PDF/X-1a, PDF/X-3, PDF/X-4, PDF/X-5, EPS, TIFF, JPEG, IPDS*2, PCL*3
Supported Operating System*4	Windows 11 (64bit), Windows 10 (32bit / 64bit), Windows Server 2022 (64bit), Windows Server 2019 (64bit), Windows Server 2016 (64bit), Windows Server 2012 R2 (64bit), Windows Server 2012 (64bit), macOS 13 / 12 / 11 / 10.15 / 10.14
Interface	Ethernet 100BASE-T / 100BASE-TX / 10BASE-T x 2, USB3.1 x 4, USB2.0 x 4
Network Protocol	TCP/IP (lpr / FTP / IPP*5 / SMB / HTTP), Bonjour
Power Supply	AC100-240 V +/- 10 %, 5.0 A-2.5 A, 50/60 Hz common
Maximum Power Consumption	0.26 kW
Dimensions*6	W 98 x D 400 x H 340 mm
Weight*6	7 kg

*1: Used with optional software Xerox FreeFlow VI Compose. *2: Optional. *3: Please contact our sales representative for supported PCL data type. *4: Please refer to our official website for the latest supported OS. *5: Used to work with Xerox FreeFlow Digital Workflow Collection. *6: Print Server only. Excludes LCD monitor, keyboard, and mouse.

Duplex Automatic Document Feeder

Item	Description
Original Size / Paper Weight	Max: A3, 11x17", Min: A6*1 38 to 200 gsm (In Duplex: 50 to 200 gsm)
Capacity*2	250 sheets
Scan Speed	Copy
	Scan

*1: 84x140 mm for custom size *2: 80 gsm paper.

High Capacity Feeder C1-D2 (Optional)

Item	Description
Paper Size	A4, Letter, JIS B5
Paper Weight	52 to 216 gsm
Feeding Capacity* / Number of Tray	2,000 sheets x 2-tray
Dimensions	W 597 x D 661 x H 930 mm
Weight	73 kg

*1: 80 gsm paper.

High Capacity Feeder B1-S / High Capacity Feeder C3-DS (Optional)

Item	Description	
	High Capacity Feeder B1-S	High Capacity Feeder C3-DS
Paper Size	[Tray 6] Standard Size: Max SRA3 (320 x 450 mm), 12.6 x 19.2" (320 x 488 mm), Min JIS B5 Custom Size: 100 x 148 mm to 330 x 488 mm [Bypass Tray*1] Custom Size: 100 x 148 mm to 330 x 488 mm	[Tray 6, 7] Standard Size: Max SRA3 (320 x 450 mm), 12.6 x 19.2" (320 x 488 mm), Min JIS B5 Custom Size: 100 x 148 mm to 330 x 488 mm [Bypass Tray*1] Custom Size: 100 x 148 mm to 330 x 488 mm*2
	[Tray 6]52 to 300 gsm [Bypass Tray*1]52 to 253 gsm	[Tray 6, 7]52 to 350 gsm [Bypass Tray*1]52 to 253 gsm*3
Feeding Capacity/ Number of Tray*4	2,000 sheets x 1-tray	2,000 sheets x 2-tray
Power Supply	AC100-120 V +/- 10 %, 2.5 A, AC220-240 V +/- 10 %, 1.5 A, 50/60 Hz common	AC100-120 V +/- 10 %, 6 A, AC220-240 V +/- 10 %, 4 A, 50/60 Hz common
Maximum Power Consumption	330 W	880 W
Dimensions	W 988xD 762xH 992 mm	W 988xD 762xH 992 mm
Weight	160 kg	215 kg

Note: High Capacity Feeder B1-S is available on Revoria Press E1125 / E1110 / E1100.

Note: High Capacity Feeder C3-DS is available on Revoria Press E1136 / E1125 / E1110.

*1: When these options are installed, attach the optional Multi Sheet Inserter to the top of High Capacity Feeder B1-S or High Capacity Feeder C3-DS. *2: Banner sheet printing of up to 330 x 660 mm is available.

*3: Banner sheet printing of 64 to 216 gsm is available. *4: 80 gsm paper.

Air Suction Feeder C1-DS (Optional)

Item	Description
Paper Size	[Tray 6, 7] Standard Size: Max SRA3 (320 x 450 mm), 12.6 x 19.2" (320 x 488 mm), Min JIS B5 Custom Size: 100 x 148 mm to 330 x 488 mm [Bypass Tray] Custom Size: 100 x 148 mm to 330 x 488 mm*1
	[Tray 6, 7] 52 to 350 gsm [Bypass Tray]52 to 253 gsm*2
Feeding Capacity / Number of Tray*3	2,100 sheets x 2-tray + 250 sheets
Power Supply	AC100-120 V +/- 10 %, 5 A, AC220-240 V +/- 10 %, 4 A, 50/60 Hz common
Maximum Power Consumption	880 W
Dimensions	W 988 x D 762 x H 992 mm
Weight	194 kg

Note: Air Suction Feeder C1-DS is available on Revoria Press E1136 / E1125 / E1110.

*1: Banner sheet printing of up to 330 x 660 mm is available. *2: Banner sheet printing of 64 to 216 gsm is available. *3: 80 gsm paper.

Insertor D1 (Optional)

Item	Description
Paper Size	Standard Size: Max SRA3 (320 x 450 mm), 12.6 x 19.2" (320 x 488 mm), Min A5*1 Custom Size: 182 x 148 mm to 330 x 488 mm
Paper Weight	52 to 350 gsm
Paper Capacity*2	250 sheets
Power Supply	Supplied from the Interface Decurler Module D1, Finisher D6, or Finisher D6 with Booklet Maker
Dimensions*3	W 700xD 725xH 1,235 mm
Weight	45 kg

Note: Exclusive optional for Finisher D6 or Finisher D6 with Booklet Maker. Insertor D1 or Interface Decurler Module D1 is necessary for connecting Finisher D6 or Finisher D6 with Booklet Maker without connecting High Capacity Stacker A1 or High Capacity Stacker A1 with Transport Module.

Note: Cannot print on the paper loaded in Insertor D1.

*1: Available when custom size is entered. *2: 80 gsm paper. *3: The width of the paper transfer part only when connected to the device is 165 mm.

High Capacity Stacker A1/ High Capacity Stacker A1 with Transport Module (Optional)

Item	High Capacity Stacker A1		High Capacity Stacker A1 with Transport Module
	Output Tray	High Capacity Stacker - Stacker Cart	
Paper Capacity*1	500 sheets	5,000 sheets or stacking height is less than 570 mm.	
Paper Size	Output Tray	Standard Size: Max SRA3 (320 x 450 mm), 12.6 x 19.2" (320 x 488 mm), Min A6 Custom Size: 100 x 148 mm to 330 x 488 mm*2	
	High Capacity Stacker - Stacker Cart	Standard Size: Max SRA3 (320 x 450 mm), 12.6 x 19.2" (320 x 488 mm), Min JIS B5 Custom Size: 203 x 182 mm to 330 x 488 mm	
Paper Weight	Output Tray	52 to 350 gsm*3	
High Capacity Stacker - Stacker Cart	52 to 300 gsm		
Power Supply	AC100-240 V +/- 10 %, 1.5 A (100 V) / 0.8 A (240 V), 50/60 Hz common		
Maximum Power Consumption	192 W		
Dimensions	W 800 x D 725 x H 1,042 mm	W 848 x D 725 x H 1,042 mm	
Weight*4	155 kg	159 kg	

Note: High Capacity Stacker A1 and High Capacity Stacker A1 with Transport Module are available on Revoria Press E1136 / E1125 / E1110.

Note: High Capacity Stacker A1 with Transport Module is an option for connecting a third party vendor finisher. For a third party vendor finisher, please contact your local FUJIFILM Business Innovation representative.

Note: Interface Decurler Module D1 is required.

*1: 80 gsm paper. *2: Banner sheet printing of up to 330 x 660 mm is available. *3: Banner sheet printing of 64 to 216 gsm is available. *4: Including Stacker Cart.

Revoria Press E1136 / E1125 / E1110 / E1100 Functions & Specifications

Finisher D6 / Finisher D6 with Booklet Maker (Optional)

Item	Description	
	Finisher D6	Finisher D6 with Booklet Maker
Type	Output Tray Finishing Tray Booklet Tray	Sort / Stack Sort (Offset available) / Stack (Offset available) Sort / Stack
Paper Size	Output Tray Finishing Tray	Standard Size: Max SRA3 (320 x 450 mm), 12.6 x 19.2" (320 x 488 mm), Min A6 Custom Size: 100 x 148 mm to 330 x 488 mm* ¹ Standard Size: Max SRA3 (320 x 450 mm), 12.6 x 19.2" (320 x 488 mm), Min A5 Custom Size: 148 x 148 mm to 330 x 488 mm
Paper Weight	Output Tray Finishing Tray	52 to 350 gsm* ² 52 to 350 gsm
Paper Capacity* ³	Output Tray Finishing Tray Booklet Tray	500 sheets (A4) [Without Stapling] A4: 3,000 sheets JIS B4 or larger: 1,500 sheets Mixed Size Stacking* ⁴ : 350 sheets [With Stapling] A4: 200 sets or 3,000 sheets JIS B4 or larger: 100 sets or 1,500 sheets - 20 sets* ⁵
Staple	Capacity Paper Size* ⁷ Paper Weight Position	100 sheets* ⁶ (90 gsm or less) Standard Size: Max A3, 11 x 17", Min JIS B5 Custom Size: 182 x 182 mm to 297 x 432 mm 52 to 300 gsm Single stapling* ⁸ , Dual stapling
Punch* ⁹	Number of Holes Paper Size* ¹⁰ Paper Weight	2-hole / 4-hole punch or 2-hole / 3-hole punch (US Specifications) Standard Size 2-hole punch: JIS B5, A4, Letter, JIS B4, A3, 11 x 17" 3-hole punch: JIS B5, A4, Letter, JIS B4, A3, 11 x 17" 4-hole punch: A4, Letter, A3, 11 x 17" Custom Size 2-hole punch: 203 x 182 mm to 297 x 431 mm 3-hole punch: 254 x 182 mm to 297 x 431 mm 4-hole punch: 267 x 182 mm to 297 x 431 mm 52 to 220 gsm
Booklet Finishing	Capacity* ¹¹ Paper Size Paper Weight	- Saddle Staple: 30 sheets, Single Fold: 5 sheets Standard Size: Max SRA3 (320 x 450 mm), 12.6 x 19.2" (320 x 488 mm), Min JIS B5 Custom Size: 182 x 257 mm to 330 x 488 mm 60 to 300 gsm
Power Supply	AC100-240 V +/- 10 %, 3.0 A (100 V) / 1.5 A (240 V), 50/60 Hz common	
Maximum Power Consumption	360 W	
Dimensions	W 855 x D 725 x H 1,204 mm W 892 x D 725 x H 1,204 mm	
Weight	87 kg 107 kg	

Note: Inserter D1 or Interface Decurler Module D1 is necessary for connecting Finisher D6 or Finisher D6 with Booklet Maker without connecting High Capacity Stacker A1.
*1: Banner sheet printing of up to 330 x 660 mm is available. Banner sheet printing is available on Revoria Press E1136 / E1125 / E1110. *2: Banner sheet printing of 64 to 216 gsm is available. Banner sheet printing is available on Revoria Press E1136 / E1125 / E1110. *3: 80 gsm paper.
*4: When larger size sheets are stacked on top of smaller size sheets. *5: Booklet tray capacity is 20 sets (16 sheets bind and below), 16 sets (17 to 20 sheets bind), 12 sets (21 to 25 sheets bind) and 10 sets (26 to 30 sheets bind). *6: 65 sheets for sizes exceeding A4. *7: Available staple positions vary depending on the paper size. *8: One place rear angled stapling is supported on A4 and A3 only. *9: Optional. *10: Available number of punch holes varies depending on the paper size. *11: The maximum number of sheets varies depending on the paper weight. Booklet may not be tightly closed depending on the size or type of the paper.

- To comply with paper weight specifications, it is recommended to use our recommended paper. Document may not be printed correctly depending on usage conditions.
- Functional spare parts will be available for at least 7 years after the product is no longer manufactured.

Folder Unit CD2 (Optional)

Item	Description	
Z Fold Half Sheet	Paper Size Paper Weight	A3, JIS B4 60 to 90 gsm
Tri-fold	Paper Size Paper Weight Paper Capacity*	A4, Letter 60 to 90 gsm 30 sheets
Power Supply	AC100-240 V +/- 10 %, 1.0 A (100 V) / 0.5 A (240 V), 50/60 Hz common	
Maximum Power Consumption	120 W	
Dimensions	W 232xD 725xH 992 mm	
Weight	55 kg	

Note: Folder Unit CD2 is option for Finisher D6 and Finisher D6 with Booklet Maker.
*: 80 gsm paper.

Crease/Two-sided Trimmer D2 (Optional)

Item	Description	
Two-sided Trim	Paper Size Paper Weight Trim Dimensions	Standard Size: Max SRA3 (320 x 450 mm), 12.6 x 19.2" (320 x 488 mm), Min A4, Letter Custom Size: 194 x 210 mm to 330 x 488 mm 52 to 350 gsm One side 6 to 25 mm
Crease	Paper Size Paper Weight Number of lines* ²	Standard Size: Max SRA3 (320 x 450 mm), 12.6 x 19.2" (320 x 488 mm), Min JIS B5 Custom Size: 182 x 210 mm to 330 x 488 mm 60 to 350 gsm* ¹ 1 to 5
Power Supply	AC100-240 V +/- 10 %, 4.0 A (100 V) / 2.0 A (240 V), 50/60 Hz common	
Maximum Power Consumption	480 W	
Dimensions	W 605xD 725xH 992 mm	
Weight	128 kg	

Note: This option is available on Revoria Press E1136 / E1125 / E1110.
Note: Exclusive optional for Finisher D6 or Finisher D6 with Booklet Maker.
*1: 157 gsm or more is supported for single sheet. *2: The continuous print speed will decrease significantly as the number of lines increases.

Square Back Fold Trimmer D1 (Optional)

Item	Description	
Paper Size	Same as the paper size of the Finisher D6 Booklet Finishing.	
Paper Weight	Same as the paper weight of the Finisher D6 Booklet Finishing.	
Booklet Tray Capacity* ¹	20 sets* ²	
Face Trim	Capacity* ³ Trim dimensions	Saddle Staple 30 sheets, Single Fold 5 sheets 2 to 20 mm
Square Back Capacity* ^{3,4}	30 sheets	
Power Supply	AC100-240 V +/- 10 %, 1.0 A (100 V) / 0.6 A (240 V), 50/60 Hz common	
Maximum Power Consumption	100 W	
Dimensions	W 1,066xD 725xH 552 mm	
Weight	100 kg	

Note: This option is available on Revoria Press E1136 / E1125 / E1110.
Note: Exclusive optional for Finisher D6 with Booklet Maker.
*1: Paper may not be accepted depending on paper type and other usage conditions. *2: Booklet tray capacity is 20 sets (16 sheets bind and below), 16 sets (17 to 20 sheets bind), 12 sets (21 to 25 sheets bind) and 10 sets (26 to 30 sheets bind). *3: Square back finishing is not supported for single folding and saddle stapling of less than 5 sheets. *4: The capacity can decrease depending on type and weight of paper being used and other conditions.

Interface Decurler Module D1 (Optional)

Item	Description	
Power Supply	AC100-240 V +/- 10 %, 2.5 A (100 V) / 1.0 A (240 V), 50/60 Hz common	
Maximum Power Consumption	250 W	
Dimensions	W 340xD 725xH 992 mm	
Weight	40 kg	

Note: Interface Decurler Module D1 is necessary for connecting High Capacity Stacker A1 or High Capacity Stacker A1 with Transport Module.
Note: Interface Decurler Module D1 or Inserter D1 is necessary for connecting Finisher D6 or Finisher D6 with Booklet Maker to the printer.

fujifilm.com/fbvn



Adobe PostScript



Adobe PDF Print Engine

FUJIFILM

FUJIFILM Business Innovation Vietnam Co., Ltd.

Head Office
12th Floor, Vincom Center 72 Le Thanh Ton, Dist. 1, HCMC
Tel: (84-28) 38 290 038 Fax: (84-28) 38 290 032

Ha Noi Branch
14th Floor, VCCI Tower 9 Dao Duy Anh, Dong Da Dist., Ha Noi
Tel: (84-24) 38 241 063 Fax: (84-24) 38 241 113

Hai Phong Branch
5th Floor, TD Office Building 20A Le Hong Phong, Ngo Quyen Dist., Hai Phong
Tel: (84-225) 3859 236 Fax: (84-225) 3859 239


Da Nang Branch
3rd Floor, Danabook Building 76-78 Bach Dang, Hai Chau Dist., Danang
Tel: (84-236) 3892 896 Fax: (84-236) 3892 895

The available model varies depending on the country/region. Please ask the sales representatives for details.

The product specifications, appearance and other details in this brochure are subject to change without notice for improvements.

Reproduction Prohibitions Please note that reproduction of the following is prohibited by law: •Domestic and foreign currencies, government-issued securities, and national bonds and local bond certificates. •Unused postage stamps, post cards, etc. •Certificate stamps stipulated by law. •Reproducing works forming the subject matter of copyright (literary works, musical works, paintings, engravings, maps, cinematographic works, drawings, photographic works, etc.) is not permitted unless the reproduction is for the purpose of personal use, family use or other similar uses within a limited circle.

Trademarks •FUJIFILM and FUJIFILM logo are registered trademarks or trademarks of FUJIFILM Corporation. •Revoria, Revoria logo, Revoria Press and Revoria Flow are registered trademarks or trademarks of FUJIFILM Business Innovation Corp. •Xerox, Xerox and Design, FreeFlow, VIPP are registered trademarks or trademarks of Xerox Corporation in Japan and/or other countries. •macOS and Bonjour are trademarks of Apple Inc., registered in the U.S. and other countries and regions. •Adobe, Adobe logo, PostScript and PostScript logo, Adobe PDF, Adobe PDF Print Engine are either registered trademarks or trademarks of Adobe in the United States and/or other countries. •Windows, Windows Server and Active Directory are registered trademarks of Microsoft Corporation. •All product names and company names mentioned in this brochure are trademarks or registered trademarks of their respective companies.

For Your Safety
 Before using the product, read the Instruction Manual carefully for proper use. Use the product with the power source and voltage specified. Be sure to establish ground connection. Otherwise, electronic shock may result in the case of a failure or short circuit.

The information is as of May, 2023. PIC-0183 VN (2017-R2)