



Revoria Press SC180 / SC170

 **Revoria Press™**



# Revoria Press SC180 / SC170

## The New Revoria Series.

Versatile media handling with the most advanced production printer features in one compact body.

Revoria Press SC180 / SC170 is a production printer that comes in a compact size with full office functions and quality prints various document types in high-resolution with precision. In addition to its attractive finishing features, the printer is also able to handle long paper and heavyweight paper.



Print

Scan

Copy



- 1: Full Bleed Trim
- 2: Heavyweight (400 gsm)
- 3: Envelope
- 4: Crease
- 5: Postcard
- 6: Ticket
- 7: Business Card
- 8: Long Paper (1,200 mm)

Note: Samples in this catalog include those that require separate finishing.

## Maximum speed of 80 ppm\*1 and high productivity on mixed media jobs

Achieve high utilisation rate with the high-performance print engine producing at 80 ppm\*1. Print mixed jobs\*2 of coated and uncoated paper with minimum downtime along with image quality adjustment optimised when changing paper. Long paper of 330 x 1,200 mm can also be printed at 12 ppm with the Air Suction Feeder.


\*1: For Revoria Press SC180. 70 ppm for Revoria Press SC170. 52 to 220 gsm, A4.

\*2: When same paper size and speed priority mode is selected.

## "Air suction feeder" with high media handling capabilities

Each sheet is picked up and delivered securely by the shuttle head with air suction, improving paper feeding performance for low quality, textured and coated media.

Note: Optional configuration.



## Supports Long Paper of Maximum 1,200 mm

From 98 x 148 mm to 330 x 488 mm, the printer supports a wide range of paper sizes. Equipped for all configurations, the Multi Sheet Inserter for Banner Print can also print on long paper (330 x 660 mm) with the options of one-sided printing on long paper (330 x 1,200 mm) and duplex automatic printing on long paper (330 x 864 mm) that open up new applications and business opportunities.

### Supported sizes



## Handles Various Media Weight from 52 gsm to 400 gsm

Everything from thin folded flyers to thick business cards can be printed. Additionally, not only can it handle heavyweight long papers up to 350 gsm\* but the efficiency in media handling and versatile printing are able to meet a wide range of customer requirements.

\*: For one-sided printing of long paper of up to 330 x 660 mm from the optional Air Suction Feeder C1-DSXL or Chained Air Suction Feeder C1-DSXL-L. The supported paper weight differs depending on the feeder and paper length. For details, please check "Functions & Specifications".

## Maximise productivity with Revoria Flow SC11 / Revoria Flow SC12

Print server maximises the productivity of the printer, rapidly processing high capacity jobs at high resolution of 1,200 x 1,200 dpi, 10 bit while also effortlessly handling variable printing and other high capacity jobs.

### "Intermediate Data Format" Suppresses Capacity and Processes Jobs at High Speed

Text and images are automatically determined and managed in object units, with high image quality taking priority and processed at high speed while suppressing the capacity.

High-speed processing is achieved by the "RIP Accelerator Board" hardware. The printer efficiently performs beyond the server's physical specifications, allowing fast output with high-speed tuning.

Note: Standard configuration.

### "High-Speed Serial Transfer Technology" from Print Server to Printer

The print server processes and transmits data to the printer at 4.25 Gbps/channel\* broadband with automated error detection and correction, assuring high reliability.

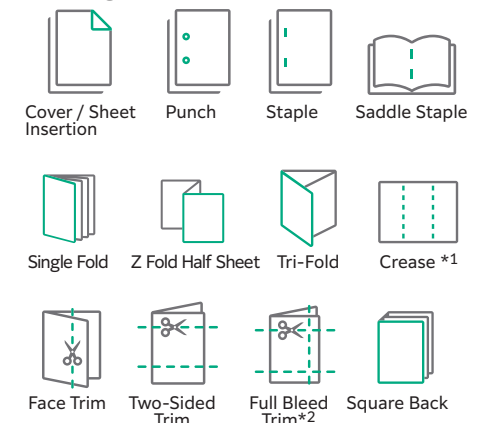
\*: 2 channels used in 1 colour.



## Wide Variety of Finishing Options

Easily complete jobs from print to finish with automated features of the Revoria Press SC180 / SC170 and its wide variety of finishing options, including A3 Cover Sheet Insertion, Punch, Staple, Staple-free Staple, Saddle Staple, Single Fold, Z Fold Half Sheet, Tri-Fold, Z Fold Half Sheet/Tri-Fold, Crease, Face Trim, Full Bleed Trim, and Square Back.

### Finishing Applications



\*1: Up to 5 creases are possible for mountain fold and valley fold.  
\*2: Full Bleed Trim is performed for Two-Sided Trim and Face Trim.

Note: Optional configuration.



# High Image Quality, Automatic Processing Technology, Reliable System Maximising Uptime

## 2,400 dpi High Quality Resolution

The VCSEL-ROS provides 2,400 dpi print resolution while the energy-efficient EA-Eco toner\* achieves synergistic effect with toner volume control based on coated/uncoated paper to deliver high-quality images comparable to offset printing.

\*: Emulsion Aggregation-Eco Toner.

## SIQA\* Saves Time with Streamlined Adjustment

SIQA will calibrate the adjustment values automatically suitable for image-to-media alignment, density uniformity adjustment and image transfer adjustment. This saves operators time and improves utilisation rate by eliminating the need to manually print and measure every job.

\*: Simple Image Quality Adjustment.

## Stable Colour Reproduction with 3D Calibration

Revoria Press SC180 / SC170 provides accurate colour calibration with scanned colorimetric charts and a spectrophotometer\*. It also supports stable colour reproduction, has a high-resolution 3D calibration feature and includes feedback to support both single and mixed colours.

\*: Optional i1®Pro 3 from X-Rite, Inc.

## Detailed to pixel

### Edge enhancement:

Screen processing on contours reproduces crisp texts and lines by suppressing jaggy, which typically occurs on mid-tone lines and texts.

### Adjust Invert Text/Line Weight:

Several levels of toner amount are available for selection to apply to the contour, so a desirable balance can be set for better readability of texts. In these processes, the press mitigates crushing of white texts and fattening of black texts when the texts are small.



Adjust Invert Text / Line Weight OFF



Adjust Invert Text / Line Weight ON

## From Monitor, On Print

Disregard the need to check colour with each print. The Colour Profile Maker for Display lets you check\* the colour of the printed material on your monitor with precision.

\*: Some colour gamuts cannot be reproduced.



## Match colours with a scan

Easily replicate colours on documents by scanning an existing printed material, even without knowing printing conditions, allowing colour matching and reprints of a past printed material or one printed by other models.

## 1,200 x 1,200 dpi x 10-bit RIP Rendering

RIP resolution of 1,200 x 1,200 dpi and lossless compression reproduces vibrant colours and retains quality while the 10 bit processing delivers smooth gradation.

## Supported Technologies

### 1 Automatic Document Feeder

Single Pass DADF achieves speedy copy and scan. Exerts productivity of 80 ppm for copy, 135 ppm (1 sided) for scan, and 270 ppm for 1 pass 2 sided scanning.

### 2 VCSEL-ROS / EA-Eco toner\*

The VCSEL-ROS provides 2,400 dpi print resolution while the energy-efficient EA-Eco toner\* achieves synergistic effect with toner volume control based on coated/uncoated paper to deliver high-quality images comparable to offset printing.

\*: Emulsion Aggregation-Eco Toner.

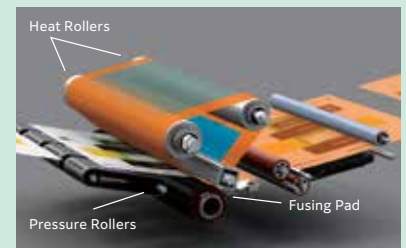
### Air Suction Mechanism / Multifeed Detection Device

- 3 The Air Suction Feeder\* is installed with our proprietary air suction mechanism to stabilise various paper for high speed feed. The Multifeed Detection Device detects multiple feeding and ensures documents are printed accurately.

\*: Optional.

### 4 Compact Belt Roll Fuser

The compact belt roll fuser provides the uniform heat and pressure needed to fuse images onto a wide variety of paper stocks including heavyweight.




### 5 Built-in Twin Decurler

This machine corrects paper curl, which can negatively affect stable transfer. The amount of correction can be adjusted to match the size and orientation of any type of paper curl.

### 6 Real Time Curl Correction

Adjust the amount of curl in printouts by installing the optional Interface Decurler Module D1.



# Superior functions support a wide variety of office operations

The Revorio Press SC180 / SC170 offer the quality and reliability of production printers, along with the convenience of print, copy, and scan features found on multifunction printers. This makes them an excellent choice for daily business use, as many of the same functions found on multifunction printers are also available on these machines. Plus, operating of these machines is simple and straightforward, regardless of the task at hand.

## Print

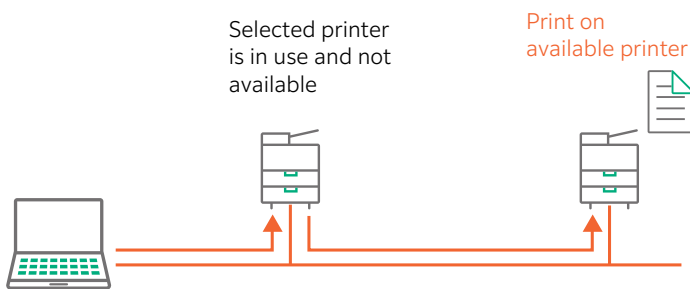
### Supports Various Print Output

You can print office documents directly from your Windows PC without accessing the print server. After a job has been sent to the printer, you can choose private print\*<sup>1</sup> with authentication, or select the Server-less on-demand printing\*<sup>1\*2</sup> feature to print it from any machine on the network on-demand.

\*1: Operation in Authentication Mode is required.

\*2: Optional. Server-less on-demand printing is possible for print jobs only without accessing the print server. PCL Driver or Multi-model Print Driver 2 must be used.

#### Server-less on-demand printing



## Copy

### Wide Variety of Copy Functions

- Mixed Size Copy
- Add Cover
- Booklet
- Multiple-Up
- Poster
- Repeat Image

You can copy a specific number of the original image repeatedly on one sheet of paper.

## Management / Security

### Links Up with Remote Authentication Server

The authentication function prevents unauthorized access while also calculating how much each user has used it from the Job History. This information is available on the Revorio Press SC180 / SC170 IC card reader\*, enabling efficient management of authentication settings without needing to configure for each printer.

\*: Optional configuration.

## Scan

### Supports Various File Formats and Processing

You can convert and save scanned data into TIFF, JPEG, DocuWorks document, PDF and attach in emails. There are also options to make text searchable with OCR\*, compress data, password protect it, and save it to a USB drive.

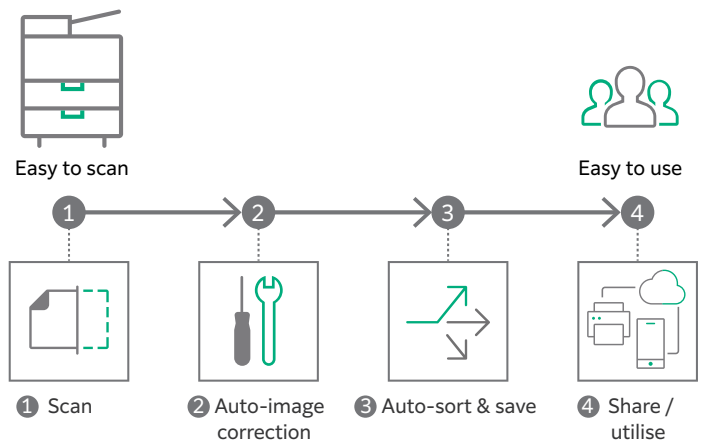
\*: Optional configuration

### Effortless document management through digitization

With Scan Delivery\*, you can easily process and store scanned images using preset buttons for each workflow or document type.

- Automate to set file format, name, OCR\*, etc
- Automatically stores scanned and processed documents in the appropriate destination
- Specify particular text in a document as the folder or file name
- 0 and other frequently mis-recognised characters can be read correctly

\*: Optional configuration.



1 Scan

2 Auto-image correction

3 Auto-sort & save

4 Share / utilise



#### QR codes and bar codes application

If a QR code or barcode is available on the document's header or content body, Scan Delivery will process it accordingly.

## Reliable Support System

# Remote Services\*

FUJIFILM Business Innovation Remote Services increase machine reliability, uptime, and productivity — making it easier for us to help you keep your business running smoothly. With remote services, we connect our support systems and tools with skilled teams all over the world, so we can provide responsive assistance when you need it most. This enables us to offer proactive solutions through robust underlying knowledge and comprehensive product understanding.

- Reduce downtime by transmitting machine data to detect and prevent problems.
- Keep your printing supplies stocked and automatically delivered, improving utilisation efficiency.
- Automatically report billing meters to save time and improve accuracy.



\*: Availability depends on location.

# Various Options Available According to Needs

## Feeding Options (Max. 10,300 sheets)\*

\*: Main unit + Chained Air Suction Feeder C1-DS-L + Chained Air Suction Feeder C1-DS-R.

### One High Capacity Feeder Configuration



High Capacity Feeder B1-S+  
Multi Sheet Inserter for  
Banner Print

|                     |                                      |
|---------------------|--------------------------------------|
| Air Assist          | 2,000 sheets x 1 tray<br>+250 sheets |
| Multifeed Detection | Maximum A3,<br>330 x 488 mm          |
| Cabinet             |                                      |



High Capacity Feeder C3-DS+  
Multi Sheet Inserter for  
Banner Print

|                     |                                       |
|---------------------|---------------------------------------|
| Air Assist          | 2,000 sheets x 2 trays<br>+250 sheets |
| Multifeed Detection | Maximum A3,<br>330 x 488 mm           |



Air Suction  
Feeder C1-DS

|                     |  |
|---------------------|--|
| Air Suction         |  |
| Multifeed Detection | 2,100 sheets x 2 trays<br>+250 sheets<br>Maximum A3,<br>330 x 488 mm |



Air Suction Feeder C1-DSXL\*1+  
Banner Unit for Air Suction  
Feeder C1-DSXL

|                       |  |
|-----------------------|--|
| 1,200 mm Long Paper*2 | 800 sheets + 2,100<br>sheets +250 sheets |
| Air Suction           | Maximum A3,<br>330 x 1,200 mm            |
| Multifeed Detection   | (Upper tray)                             |



High Capacity  
Feeder B1\*3

|         |  |
|---------|--|
| A4 size | 2,000 sheets<br>x 1 tray<br>Maximum A4 |
|---------|--|

### Two High Capacity Feeder Configuration



2nd High Capacity Feeder C1-DS  
+High Capacity Feeder C3-DS  
+Multi Sheet Inserter for Banner Print

|                     |  |
|---------------------|--|
| Air Assist          | 2,000 sheets x 2 trays<br>x 2 units + 250 sheets |
| Multifeed Detection | Maximum A3,<br>330 x 488 mm                      |



Chained Air Suction Feeder C1-DS-L +  
Chained Air Suction Feeder C1-DS-R

|                     |  |
|---------------------|--|
| Air Suction         | 2,100 sheets x 2 trays<br>x 2 units + 250 sheets |
| Multifeed Detection | Maximum A3,<br>330 x 488 mm                      |



Chained Air Suction Feeder C1-DSXL-L\*1+  
Chained Air Suction Feeder C1-DS-R+  
Banner Unit for Air Suction Feeder C1-DSXL

|                       |  |
|-----------------------|--|
| 1,200 mm Long Paper*2 | 800 sheets + 2,100 sheets + 2,100 sheets x<br>2 trays + 250 sheets |
| Air Suction           | Maximum A3, 330 x 1,200 mm (Upper tray)                            |
| Multifeed Detection   |  |

\*1: Long paper feeding is possible only at the upper tray.

\*2: During 1 Sided Printing. Up to 330 x 864 mm during Duplex Automatic Print.

\*3: Optional Multi Sheet Inserter for Banner Print is required separately. It is connected to printer directly.

## Output Options (Max. 9,000 sheets)\*

\*: High Capacity Stacker A1 + Finisher D6.



Offset  
Catch Tray



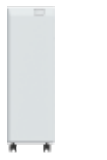
Offset Stack



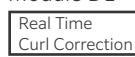
Long Catch Tray



Long Paper Stacking



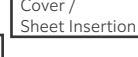
Interface  
Decurler  
Module D1



Real Time  
Curl Correction



Inserter D1



Cover /  
Sheet Insertion



High Capacity  
Stacker A1




5,000-sheet of Offset Stacking



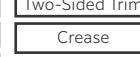
Stacker Cart




Long Paper Stacking\*1



Crease / Two-sided  
Trimmer D2



Two-Sided Trim



Crease



Folder Unit  
CD2 / CD3\*2



Z Fold Half Sheet



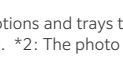
Tri-Fold



Finisher-C5 /  
Finisher-C5 with  
Booklet Maker



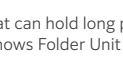
Sort / Stack



Staple



Punch



Saddle Staple / Single Fold\*3




Staple-free Staple



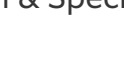
Finisher D6 /  
Finisher D6 with  
Booklet Maker



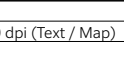
Sort / Stack



Staple



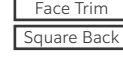
Punch\*1




Long Paper Stacking\*1



Square Back  
Fold Trimmer D1



Face Trim



Square Back

Note: For options and trays that can hold long paper output, please check "Functions & Specifications".

\*1: Optional. \*2: The photo shows Folder Unit CD2. \*3: For Finisher-C5 with Booklet Maker. \*4: For Finisher D6 with Booklet Maker.

## Print Servers



Revoria Flow SC11



Revoria Flow SC12

A lineup of high-spec,  
high-performance Revoria Flow  
SC11 and easy-to-install and  
expandable Revoria Flow SC12.

## Revoria Press SC180 / SC170 Function & Specifications

### Copy Function

| Item                   | Description | Revoria Press SC180   | Revoria Press SC170   |
|------------------------|-------------|---|---|
| Scan Resolution        |             | 600 x 600 dpi   |   |
| Printing Resolution    |             | 2,400 x 2,400 dpi (Text-Photo / Photo), 600 x 600 dpi (Text / Map)                            |   |
| Paper Size*            |             | Standard size: Max A3, Min A6<br>Custom size: 98 x 148 mm to 330 x 488 mm                     |   |
| First Copy Output Time |             | B/W: 5.2 sec. (A4 / Monochrome priority mode)<br>Colour: 9.0 sec. (A4 / Colour priority mode) | B/W: 5.3 sec. (A4 / Monochrome priority mode)<br>Colour: 9.1 sec. (A4 / Colour priority mode) |

\*: Image loss width: Lead edge 4.0 mm, Trail edge 2.0 mm, Front 2.0 mm, Rear 2.0 mm.

### Duplex Automatic Document Feeder

| Item                         | Description | Revoria Press SC180   | Revoria Press SC170 |
|------------------------------|-------------|---|---------------------|
| Original Size / Paper Weight |             | Max: A3, 11 x 17", Min: A6*1<br>38 to 200 gsm (In Duplex: 50 to 200 gsm)  |                     |
| Capacity*2                   |             | 250 sheets  |                     |
|                              |             | B/W: 80 ppm<br>Colour: 80 ppm   |                     |
| Scan Speed*3                 |             | B/W: 135 ppm, Colour: 135 ppm<br>(1 pass, 2 sided scanning: B/W: 270 ppm, Colour: 270 ppm)<br>[Standard Document (A4), 200 dpi, to Folder.] |                     |

\*1: The minimum custom size is 84.0 x 139.7 mm. \*2: 80 gsm paper. \*3: The scanning speed varies depending on the documents.

# Revoria Press SC180 / SC170 Function & Specifications

## Basic Specifications / Print Function

| Item                                 | Description  |   |
|--------------------------------------|--|---|
|                                      | Revoria Press SC180  | Revoria Press SC170   |
| Type                                 | Console  |   |
| Colour Capability                    | Full Colour  |   |
| Printing Resolution                  | 2,400 x 2,400 dpi  |   |
| Continuous Print Speed <sup>*1</sup> | A4 80 ppm  | 70 ppm  |
|                                      | A3 44 ppm  | 40 ppm  |
| Paper Size <sup>*2,3</sup>           | Standard size: Max A3, 11 x 17", Min A5<br>Custom size: 140 x 182 mm to 330 x 488 mm |   |
|                                      | Bypass Tray (Tray 5)   | Standard size: Max A3, 11 x 17", Min A6<br>Custom size: 98 x 148 mm to 330 x 1,200 mm <sup>*4</sup>   |
| Paper Weight                         | Tray 1, 2, 3 64 to 256 gsm   |   |
|                                      | Bypass Tray (Tray 5)   | 52 to 300 gsm <sup>*5</sup>   |
|                                      | Standard   | 550 sheets x 3-tray   |
| Paper Tray Capacity <sup>*5</sup>    | Optional   | [Multi Sheet Inserter for Banner Print]250 sheets<br>[High Capacity Feeder B1 + Multi Sheet Inserter for Banner Print] 2,000 sheets x 1-tray + 250 sheets<br>[High Capacity Feeder B1-S + Multi Sheet Inserter for Banner Print] 2,000 sheets x 1-tray + 250 sheets<br>[High Capacity Feeder C3-DS + Multi Sheet Inserter for Banner Print] 2,000 sheets x 2-tray + 250 sheets<br>[2nd High Capacity Feeder C1-DS + High Capacity Feeder C3-DS+ Multi Sheet Inserter for Banner Print] 2,000 sheets x 2-tray + 250 sheets<br>[Air Suction Feeder C1-DS <sup>*7</sup> ] 2,100 sheets x 2-tray + 250 sheets<br>[Air Suction Feeder C1-DSXL <sup>*7</sup> + Banner Unit for Air Suction Feeder C1-DSXL] 800 sheets <sup>*8</sup> + 2,100 sheets + 250 sheets<br>[Chained Air Suction Feeder C1-DS <sup>*7</sup> -R + Chained Air Suction Feeder C1-DS-L] 2,100 sheets x 2-tray + 2-connection + 250 sheets<br>[Chained Air Suction Feeder C1-DS-R + Chained Air Suction Feeder C1-DSXL <sup>*7</sup> -L + Banner Unit for Air Suction Feeder C1-DSXL] 2,100 sheets x 2-tray + 800 sheets <sup>*8</sup> + 2,100 sheets + 250 sheets |
|                                      | Max  | 10,300 sheets (Standard + Chained Air Suction Feeder C1-DS-R + Chained Air Suction Feeder C1-DS-L)  |
| Output Tray Capacity <sup>*6,9</sup> | 500 sheets (A3)  |   |
| Power Supply                         | AC200-240 V +/- 10 %, 20 A, 50/60 Hz common  |   |
| Maximum Power Consumption            | 4.8 kW   |   |
| Dimensions <sup>*10</sup>            | W 1,159 x D 831 x H 1,310 mm   |   |
| Weight <sup>*10</sup>                | 302 kg   |   |

\*1: When continuously printing a single document. 52 to 220 gsm, uncoated paper. Print speed may be reduced depending on conditions of output data, on whether auto image quality adjustment is performed, on whether the job includes a mixture of paper sizes and types, and other reasons. \*2: Image loss width: Lead edge 4.0 mm, Trail edge 2.0 mm, Front 2.0 mm, Rear 2.0 mm. \*3: Multi-model Print Driver 2 and the model-specified print driver, allowing you to print directly without using a print server, are also available. When using Multi-model Print Driver 2, paper size from 148 x 210 mm to 297 x 432 mm can be handled. \*4: When the optional Multi Sheet Inserter for Banner Print is directly connected to the main unit. Duplex Automatic Print supports paper size up to 330 x 660 mm. \*5: Banner Printing 52 to 220 gsm. \*6: 90 gsm paper. \*7: Multi Sheet Inserter for Banner Print is included. \*8: 100 sheets for paper longer than 864 mm (90 gsm). \*9: Offset Catch Tray. \*10: Includes main unit and Large Size UI panel. Excludes output tray and external print server. With Multi Sheet Inserter for Banner Print closed.

## Scan Function

| Item            | Description   |
|-----------------|---|
| Type            | Colour Scanner  |
| Scan Resolution | 600 x 600 dpi, 400 x 400 dpi, 300 x 300 dpi, 200 x 200 dpi            |
| Scan Speed      | Same as the Scan Speed for the Duplex Automatic Document Feeder       |
| Scanning Method | Store to folder (TWAIN Interface support), Scan to PC, Scan to e-mail |

## Print Server [Revoria Flow SC11 / SC12]

| Item                                     | Description  |   |
|--|--|---|
|  | Revoria Flow SC11  | Revoria Flow SC12 <sup>*1</sup>                               |
| Type                                     | External   |   |
| CPU                                      | Intel® Xeon® E-2226GE Processor (3.40 GHz)   | Intel® Core™ i3-9100E Processor (up to: 3.70 GHz)             |
| Storage device                           | Hard disk: 4 TB (System), SSD:2 TB, DVD Multi drive  | Hard disk: 1 TB (System), SSD(optional):2 TB, DVD Multi drive |
| Memory capacity                          | 32 GB (Max: 32 GB)   | 16 GB (Max: 32 GB)  |
| Server Operation System                  | Windows 10 IoT Enterprise LTSC 2021(64 bit)  |   |
| Page Description Language                | Adobe® PostScript® 3™, PDF/VT-1, PDF/VT-2, PPML, VIPP <sup>*2</sup>  | Adobe® PostScript® 3™, PDF/VT-1, PDF/VT-2, PPML               |
| Print Data Format                        | PS, PDF1.7, PDF/X-1a, PDF/X-3, PDF/X-4, PDF/X-5, EPS, TIFF, JPEG   |   |
| Supported Operating System <sup>*3</sup> | Windows 11 (64 bit), Windows 10 (32 bit / 64 bit), Windows Server 2022 (64 bit), Windows Server 2019 (64 bit), Windows Server 2016 (64 bit), Windows Server 2012 R2 (64 bit), Windows Server 2012 (64 bit)<br>macOS 13 / 12 / 11 / 10.15 / 10.14 / 10.13 |   |
| Interface                                | Ethernet 1000BASE-T / 100BASE-TX / 10BASE-T x 2<br>USB3.1 Gen1 x 2 (front side), USB3.1Gen 2 x 4 (back side)   |   |
| Network Protocol                         | TCP/IP (lpd / FTP / SMB / HTTP / IPP <sup>*4</sup> ) TCP/IP (lpd / FTP / SMB / HTTP)   |   |
| Power Supply                             | AC100-240 V +/- 10 %, 3.6 A (100 V) / 1.5 A (240 V), 50/60 Hz common   |   |
| Maximum Power Consumption                | 0.4 kW   |   |
| Dimensions <sup>*5</sup>                 | W 170 x D 403 x H 358 mm   |   |
| Weight <sup>*5</sup>                     | 8.9 kg   |   |

Note: The Print Servers are available for Revoria Press SC180 and Revoria Press SC170. \*1: Optional memory is required for simplex printing longer than 660.4 mm paper at 1,200 x 1,200 dpi or duplex printing longer than 488 mm paper at 1,200 x 1,200 dpi. \*2: Used with optional software Xerox FreeFlow VI Compose. \*3: Please refer to our official website for the latest supported OS. \*4: Used to work with Xerox FreeFlow Digital Workflow Collection. \*5: Print Server only. Excludes Monitor, mouse and keyboard.

## Offset Catch Tray / Long Catch Tray (Optional)

| Item                         | Description   |   |
|------------------------------|---|---|
|                              | Offset Catch Tray   | Long Catch Tray   |
| Paper Size                   | Standard size: Max A3, 11 x 17", Min A6<br>Custom size: 98 x 148 mm to 330 x 660 mm <sup>*1</sup> | Standard size: Max A3, 11 x 17", Min A6<br>Custom size: 98 x 148 mm to 330 x 1,200 mm <sup>*2</sup>                                       |
| Paper Weight                 | 52 to 400 gsm   |   |
| Paper Capacity <sup>*3</sup> | 500 sheets  | 300 sheets (Paper length up to 488 mm)<br>100 sheets (Paper length above 488 to 864 mm)<br>10 sheets (Paper length above 864 to 1,200 mm) |
| Dimensions                   | W 406 x D 393 x H 184 mm  | W 512 x D 396 x H 308 mm <sup>*4</sup>  |
| Weight                       | 6 kg  | 4 kg <sup>*5</sup>  |

\*1: Paper capacity is guaranteed up to 488 mm. \*2: When Long Paper Extension Kit is not installed, the capacity is guaranteed up to 660 mm. \*3: 90 gsm paper. \*4: When Long Paper Extension Kit is installed, W 941 x D 396 x H 495 mm. \*5: When Long Paper Extension Kit is installed, 5 kg.

## High Capacity Feeder B1-S (Optional)

| Item  | Description   |  |
|---|---|--|
| Paper Size <sup>*1</sup>                        | High Capacity Feeder  | Standard size: Max A3, 11 x 17", Min A6<br>Custom size: 100 x 148 mm to 330 x 488 mm |
|   | Bypass Tray (Optional)  | Standard size: Max A3, 11 x 17", Min A6<br>Custom size: 100 x 148 mm to 330 x 660 mm |
| Paper Weight                                    | High Capacity Feeder  | 52 to 300 gsm  |
|   | Bypass Tray (Optional)  | 52 to 350 gsm <sup>*2</sup>  |
| Feeding Capacity / Number of Tray <sup>*3</sup> | High Capacity Feeder  | 2,000 sheets x 1-tray  |
|   | Bypass Tray (Optional)  | 250 sheets   |
| Power Supply                                    | AC100-120 V +/- 10 %, 2.5 A, AC220-240 V +/- 10 %, 1.5 A, 50/60 Hz common |  |
| Maximum Power Consumption                       | 360 W   |  |
| Dimensions                                      | W 988 x D 762 x H 992 mm  |  |
| Weight <sup>*4</sup>                            | 190 kg  |  |

Note: Optional Multi Sheet Inserter for Banner Print is required. \*1: When setting main scanning 100 to 182 mm paper, Post Card Kit is required. \*2: 82 to 220 gsm for paper longer than 488 mm. \*3: 90 gsm paper. \*4: Including Multi Sheet Inserter for Banner Print and Large Size UI panel.

## High Capacity Feeder C3-DS (Optional)

| Item  | Description   |  |
|---|---|--|
| Paper Size <sup>*1</sup>                        | High Capacity Feeder  | Standard size: Max A3, 11 x 17", Min A6<br>Custom size: 98 x 148 mm to 330 x 488 mm  |
|   | Bypass Tray (Optional)  | Standard size: Max A3, 11 x 17", Min A6<br>Custom size: 100 x 148 mm to 330 x 660 mm |
| Paper Weight                                    | High Capacity Feeder  | 52 to 350 gsm  |
|   | Bypass Tray (Optional)  | 52 to 350 gsm <sup>*2</sup>  |
| Feeding Capacity / Number of Tray <sup>*3</sup> | High Capacity Feeder  | 2,000 sheets x 2-tray  |
|   | Bypass Tray (Optional)  | 250 sheets   |
| Power Supply                                    | AC100-120 V +/- 10 %, 6 A, AC220-240 V +/- 10 %, 4 A, 50/60 Hz common |  |
| Maximum Power Consumption                       | 880 W   |  |
| Dimensions                                      | W 988 x D 762 x H 992 mm  |  |
| Weight <sup>*4</sup>                            | 236 kg  |  |

Note: Optional Multi Sheet Inserter for Banner Print is required. Note: When High Capacity Feeder C3-DS is connected to 2nd High Capacity Feeder C1-DS, the optional Multi Sheet Inserter for Banner Print attached to the left module. \*1: When setting main scanning 98 to 182 mm paper, Post Card Kit 2 is required. \*2: 52 to 220 gsm for paper longer than 488 mm. \*3: 90 gsm paper. \*4: Including Multi Sheet Inserter for Banner Print and Large Size UI panel.

## Air Suction Feeder C1-DS / C1-DSXL (Optional)

| Item  | Air Suction Feeder  |   |
|---|---|---|
|   | C1-DS   | C1-DSXL   |
| Paper Size <sup>*1</sup>                        | High Capacity Feeder  | Standard size: Max A3, 11 x 17", Min A6<br>Custom size: 98 x 148 mm to 330 x 488 mm |
|   | Bypass Tray   | Standard size: Max A3, 11 x 17", Min A6<br>Custom size: 98 x 146 mm to 330 x 660 mm |
| Paper Weight                                    | High Capacity Feeder  | 52 to 400 gsm   |
|   | Bypass Tray   | 52 to 350 gsm <sup>*4</sup>   |
| Feeding Capacity / Number of Tray <sup>*5</sup> | High Capacity Feeder  | 2,100 sheets x 2-tray   |
|   | Bypass Tray   | 800 sheets <sup>*6</sup> + 2,100 sheets   |
| Power Supply                                    | AC100-120 V +/- 10 %, 6 A, AC220-240 V +/- 10 %, 4 A, 50/60 Hz common |   |
| Maximum Power Consumption                       | 880 W   |   |
| Dimensions                                      | W 988 x D 762 x H 992 mm  | W 1,580 x D 762 x H 992 mm  |
| Weight <sup>*7</sup>                            | 198 kg  | 217 kg  |

Note: Multi Sheet Inserter for Banner Print is included. Note: Air Suction Feeder C1-DSXL can feed long paper only from the Upper tray. \*1: When setting main scanning 98 to 182 mm paper, Post Card Kit for Air Suction Feeder is required. \*2: Duplex Automatic Print supports paper size up to 330 x 864 mm. \*3: For long paper from 330 x 488 mm to 330 x 660 mm: 52 to 350 gsm; for paper up to 330 x 864 mm: 52 to 300 gsm; for paper up to 330 x 1,200 mm: 52 to 256 gsm. Duplex Automatic Print supports paper weight up to 220 gsm. \*4: 52 to 220 gsm for paper longer than 488 mm. \*5: 90 gsm paper. \*6: 100 sheets for paper longer than 864 mm (90 gsm). \*7: Including Multi Sheet Inserter for Banner Print and Large Size UI panel.

## Square Back Fold Trimmer D1 (Optional)

| Item                                 | Description  |   |
|--------------------------------------|--|---|
| Paper Size                           | Same as the paper size of the Finisher D6 Booklet Finishing.           |   |
| Paper Weight                         | Same as the paper weight of the Finisher D6 Booklet Finishing.         |   |
| Booklet Tray Capacity <sup>*1</sup>  | 20 sets (15 sheets bind and below), 15 sets (16 sheets bind and above) |   |
| Face Trim                            | Capacity <sup>*2</sup>   | Saddle Staple: 30 sheets, Single Fold: 5 sheets |
|                                      | Trim dimensions  | 2 to 20 mm                                      |
| Square Back Capacity <sup>*2,3</sup> | 30 sheets  |   |
| Power Supply                         | AC100-240 V +/- 10 %, 1.0 A (100 V) / 0.6 A (240 V), 50/60 Hz common   |   |
| Maximum Power Consumption            | 144 W  |   |
| Dimensions                           | W 1,066 x D 725 x H 552 mm   |   |
| Weight                               | 100 kg   |   |

Note: Finisher D6 with Booklet Maker is required. \*1: Paper may not be accepted depending on paper type and other usage conditions. \*2: The capacity can decrease depending on type and weight of paper being used and other conditions. \*3: Square back finishing is not supported for single-folding and saddle stapling of less than 5 sheets.

## Crease/Two-sided Trimmer D2 (Optional)

| Item                      | Description  |  |
|---------------------------|--|--|
| Two-sided Trim            | Paper Size   | Standard size: Max A3, 11 x 17", Min A4, Letter<br>Custom size: 194 x 210 mm to 330 x 488 mm |
|                           | Paper Weight   | 52 to 350 gsm  |
|                           | Trim dimensions  | One side: 6 to 25 mm   |
| Crease                    | Paper Size   | Standard size: Max A3, 11 x 17", Min JIS B5<br>Custom size: 182 x 210 mm to 330 x 488 mm     |
|                           | Paper Weight <sup>*1</sup>                                       | 52 to 350 gsm  |
|                           | Number of lines <sup>*2</sup>                                    | 1 to 5   |
| Power Supply              | AC100-240 V +/- 10 %, 4 A (100 V) / 2 A (240 V), 50/60 Hz common |  |
| Maximum Power Consumption | 480 W  |  |
| Dimensions                | W 605 x D 725 x H 992 mm   |  |
| Weight                    | 128 kg   |  |

Note: Finisher D6, or Finisher D6 with Booklet Maker is required. \*1: When using the booklet finishing, 157 gsm or more is supported for single sheet. \*2: The continuous print speed will decrease significantly as the number of lines increases.



# Revoria Press SC180 / SC170 Function & Specifications

## Finisher D6 / Finisher D6 with Booklet Maker (Optional)

| Item                        | Description  |  |  |
|-----------------------------|--|--|--|
|                             | Finisher D6  | Finisher D6 with Booklet Maker   |  |
| Type                        | Output Tray  | Sort / Stack   |  |
|                             | Finishing Tray   | Sort (Offset available) / Stack (Offset available)   |  |
|                             | Booklet Tray   | Sort / Stack   |  |
| Paper Size                  | Output Tray  | Standard size: Max A3, 11 x 17", Min A6<br>Custom size: 98 x 148 mm to 330 x 1,200 mm <sup>1</sup>   |  |
|                             | Finishing Tray   | Standard size: Max A3, 11 x 17", Min A5<br>Custom size: 148 x 148 mm to 330 x 488 mm   |  |
| Paper Weight                | Output Tray  | 52 to 400 gsm  |  |
|                             | Finishing Tray   | 52 to 350 gsm  |  |
| Paper Capacity <sup>2</sup> | Output Tray <sup>1</sup>   | 500 sheets (A4)  |  |
|                             | Finishing Tray   | [Without Stapling]<br>A4: 3,000 sheets<br>JIS B4 or larger: 1,500 sheets<br>Mixed Size Stacking <sup>3</sup> : 350 sheets<br>[With Stapling]<br>A4: 200 sets or 3,000 sheets<br>JIS B4 or larger: 100 sets or 1,500 sheets | [Without Stapling]<br>A4: 2,000 sheets<br>JIS B4 or larger: 1,500 sheets<br>Mixed Size Stacking <sup>3</sup> : 350 sheets<br>[With Stapling]<br>A4: 200 sets or 2,000 sheets<br>JIS B4 or larger: 100 sets or 1,500 sheets |
|                             |  | Booklet Tray   | 20 sets <sup>4</sup>   |
|                             |  | Capacity   | 100 sheets (90 gsm or less) <sup>5</sup>   |
|                             |  | Paper Size <sup>6</sup>  | Standard size: Max A3, 11 x 17", Min A5<br>Custom size: 182 x 148 mm to 297 x 432 mm   |
| Staple                      | Paper Weight   | 52 to 350 gsm  |  |
|                             | Position   | Single stapling, Dual stapling, 4 stapling   |  |
| Punch <sup>7</sup>          | Number of Holes  | 2-hole / 4-hole punch or 2-hole / 3-hole punch (US Specifications)   |  |
|                             | Paper Size <sup>8</sup>  | Standard size: Max A3, 11 x 17", Min JIS B5 (2-hole punch, 3-hole punch), A4 (4-hole punch)<br>Custom size: 203 x 182 mm to 297 x 431 mm   |  |
| Booklet Finishing           | Capacity <sup>9</sup>  | –  |  |
|                             | Paper Size   | Standard size: Max A3, 11 x 17", Min JIS B5<br>Custom size: 182 x 257 mm to 330 x 488 mm   |  |
| Power Supply                | AC100-240 V +/- 10%, 3 A (100 V) / 1.5 A (240 V), 50/60 Hz common                                |  |  |
| Maximum Power Consumption   | 360 W  |  |  |
| Dimensions                  | W 855 x D 725 x H 1,204 mm<br>When Folder Unit CD2 is installed:<br>W 1,092 x D 725 x H 1,204 mm | W 892 x D 725 x H 1,204 mm<br>When Folder Unit CD2 is installed:<br>W 1,129 x D 725 x H 1,204 mm   |  |
|                             | Weight   | 87 kg<br>When Folder Unit CD2 is installed:<br>142 kg  | 107 kg<br>When Folder Unit CD2 is installed:<br>162 kg   |

Note: Interface Decurler Module D1 is required. \*1: For paper longer than 330 x 488 mm, the capacity is not guaranteed. When the optional Banner Print Extension Kit is installed, 150 sheets of long paper up to 330 x 660 mm; 100 sheets of long paper up to 330 x 864 mm; 10 sheets of long paper up to 330 x 1,200 mm can be stacked. \*2: 82 gsm paper. \*3: When larger size sheets are stacked on top of smaller size sheets. \*4: When 16 sheets/set. \*5: 65 sheets for sizes exceeding A4. \*6: Available staple positions vary depending on the paper size. \*7: Optional. \*8: Available number of punch holes varies depending on the paper size. \*9: The maximum number of sheets varies depending on the paper weight. Booklet may not be tightly closed depending on the size or type of the paper.

## High Capacity Stacker A1 (Optional)

| Item                        | Description   |  |
|-----------------------------|---|--|
|                             | Output Tray <sup>2</sup>  | High Capacity Stacker - Stacker Cart   |
| Paper Capacity <sup>1</sup> | 500 sheets <sup>3</sup>   | 5,000 sheets   |
| Paper Size                  | Output Tray   | Standard size: Max A3, 11 x 17", Min A6<br>Custom size: 98 x 148 mm to 330 x 1,200 mm    |
|                             | High Capacity Stacker - Stacker Cart                                | Standard size: Max A3, 11 x 17", Min JIS B5<br>Custom size: 203 x 182 mm to 330 x 488 mm |
| Paper Weight                | Output Tray   | 52 to 400 gsm  |
|                             | High Capacity Stacker - Stacker Cart                                | 52 to 300 gsm  |
| Power Supply                | AC100-240 V +/- 10%, 1.5 A (100 V) / 0.8 A (240 V), 50/60 Hz common |  |
| Maximum Power Consumption   | 192 W   |  |
| Dimensions                  | W 800 x D 725 x H 1,042 mm  |  |
| Weight <sup>4</sup>         | 155 kg  |  |

Note: Interface Decurler Module D1 is required. \*1: 80 gsm paper. \*2: For paper longer than 330 x 488 mm, the capacity is not guaranteed. When the optional Banner Print Extension Kit is installed, 100 sheets of long paper up to 330 x 864 mm; 10 sheets of long paper up to 330 x 1,200 mm can be stacked. \*3: When the optional Banner Print Extension Kit is installed, 250 sheets. \*4: Including Stacker Cart.

### Notes

- To comply with paper weight specifications, it is recommended to use our recommended paper. Document may not be printed correctly depending on usage conditions.
- Functional spare parts will be available for at least 7 years after the product is no longer manufactured.

## Finisher-C5 / Finisher-C5 with Booklet Maker (Optional)

| Item                        | Description  |  |  |
|-----------------------------|--|--|--|
|                             | Finisher-C5  | Finisher-C5 with Booklet Maker   |  |
| Type                        | Output Tray  | Sort (Offset available) / Stack (Offset available)   |  |
|                             | Finishing Tray   | Sort (Offset available) / Stack (Offset available)   |  |
|                             | Booklet Tray   | Sort / Stack   |  |
| Paper Size                  | Output Tray  | Standard size: Max A3, 11 x 17", Min A6<br>Custom size: 98 x 148 mm to 330 x 1,200 mm <sup>1</sup>   |  |
|                             | Finishing Tray   | Standard size: Max A3, 11 x 17", Min A5<br>Custom size: 203 x 148 mm to 330 x 488 mm   |  |
| Paper Weight                | Output Tray  | 52 to 350 gsm <sup>11,2</sup>  |  |
|                             | Finishing Tray   | 52 to 350 gsm <sup>2</sup>   |  |
| Paper Capacity <sup>3</sup> | Output Tray <sup>4</sup>   | 500 sheets (A4)  |  |
|                             | Finishing Tray   | [Without Stapling]<br>A4: 3,000 sheets<br>JIS B4 or larger: 1,500 sheets<br>A5: 1,000 sheets<br>Mixed Size Stacking <sup>5</sup> : 300 sheets<br>[With Stapling]<br>A4: 200 sets or 3,000 sheets<br>JIS B4 or larger: 100 sets or 1,500 sheets<br>A5: 100 sets or 1,000 sheets<br>Mixed Size Stacking <sup>5</sup> : 70 sets or 200 sheets | [Without Stapling]<br>A4: 2,000 sheets<br>JIS B4 or larger: 1,500 sheets<br>Mixed Size Stacking <sup>5</sup> : 350 sheets<br>[With Stapling]<br>A4: 200 sets or 2,000 sheets<br>JIS B4 or larger: 100 sets or 1,500 sheets<br>A5: 100 sets or 1,000 sheets<br>Mixed Size Stacking <sup>5</sup> : 70 sets or 200 sheets |
|                             |  | Booklet Tray   | 20 sets <sup>6</sup>   |
|                             |  | Capacity   | Staple: 50 sheets (90 gsm or less) <sup>7</sup><br>Staple-free Staple <sup>8</sup> : 10 sheets (80 gsm or less)  |
|                             |  | Paper Size <sup>9</sup>  | Standard size: Max A3, 11 x 17", Min A5<br>Custom size: 203 x 148 mm to 297 x 432 mm   |
| Staple                      | Paper Weight   | Staple: 52 to 350 gsm<br>Staple-free Staple <sup>8</sup> : 64 to 105 gsm   |  |
|                             | Position   | Single stapling, Dual stapling   |  |
| Punch <sup>10</sup>         | Number of Holes  | 2-hole / 4-hole punch or 2-hole / 3-hole punch (US Specifications)   |  |
|                             | Paper Size <sup>11</sup>   | Standard size: Max A3, 11 x 17", Min A5<br>Custom size: 203 x 148 mm to 297 x 432 mm   |  |
| Booklet Finishing           | Paper Weight   | 52 to 220 gsm  |  |
|                             | Capacity <sup>12</sup>   | –  |  |
| Booklet Finishing           | Paper Size   | Standard size: Max A3, 11 x 17", Min JIS B5<br>Custom size: 182 x 257 mm to 330 x 457 mm   |  |
|                             | Paper Weight   | –  |  |
| Dimensions <sup>13</sup>    | W 771 x D 692 x H 1,054 mm<br>When Folder Unit CD3 is installed:<br>W 1,008 x D 692 x H 1,054 mm | W 776 x D 692 x H 1,054 mm<br>When Folder Unit CD3 is installed:<br>W 1,013 x D 692 x H 1,054 mm   |  |
|                             | Weight   | Finisher-C5 : 53kg<br>Folder Unit CD3: + 52 kg   | Finisher-C5 with Booklet Maker : 65 kg<br>Folder Unit CD3: + 52 kg   |

\*1: Banner Printing 52 to 220 gsm. \*2: 52 to 55 gsm output paper may not be aligned properly depending on the paper type. \*3: 80 gsm paper. \*4: For paper longer than 330 x 488 mm, the capacity is not guaranteed. \*5: When larger size sheets are stacked on top of smaller size sheets. \*6: When the output paper size is the same. \*7: Up to 65 sheets can be stapled when the Finisher-C Staple Unit 65 Sheets is installed. However, depending on the paper type, incorrect stapling such as uneven edge alignment of sets may occur. \*8: Staple-free stapling does not have binding force equal to stapled stapling. Bound part may be easily separated depending on the paper, temperature, humidity, and how the page is turned over. \*9: Available staple positions vary depending on the paper size. \*10: Punch function is provided as standard. \*11: Available number of punch holes varies depending on the paper size. \*12: The maximum number of sheets varies depending on the paper weight. Booklet may not be tightly closed depending on the size or type of the paper. \*13: When the extension tray is pulled out.

## Folder Unit CD2 / Folder Unit CD3 (Optional)

| Item                      | Description  |                              |
|---------------------------|--|------------------------------|
|                           | Folder Unit CD2 <sup>1</sup>                                     | Folder Unit CD3 <sup>2</sup> |
| Z Fold Half Sheet         | Paper Size   | A3, 11 x 17", JIS B4         |
|                           | Paper Weight   | 60 to 90 gsm                 |
| Tri-fold                  | Paper Size   | A4, Letter                   |
|                           | Paper Weight   | 60 to 90 gsm                 |
|                           | Paper Capacity <sup>3</sup>                                      | 30 sheets                    |
| Power Supply              | AC100-240 V +/- 10%, 1A (100 V) / 0.5 A (240 V), 50/60 Hz common |                              |
| Maximum Power Consumption | 120 W  |                              |
| Dimensions                | W 232 x D 725 x H 992 mm   | W 232 x D 588 x H 992 mm     |
| Weight                    | 55 kg  | 52 kg                        |

- \*1: Finisher D6, or Finisher D6 with Booklet Maker is required.  
\*2: Finisher-C5, or Finisher-C5 with Booklet Maker is required.  
\*3: 82 gsm paper.



Adobe PostScript Adobe PDF Print Engine



## FUJIFILM Business Innovation Vietnam Co., Ltd.

### Head Office

12<sup>th</sup> Floor, Vincom Center 72 Le Thanh Ton, Dist. 1, HCMC  
Tel: (84-28) 38 290 038 Fax: (84-28) 38 290 032

### Ha Noi Branch

14<sup>th</sup> Floor, VCCI Tower 9 Dao Duy Anh, Dong Da Dist., Ha Noi  
Tel: (84-24) 38 241 063 Fax: (84-24) 38 241 113

### Hai Phong Branch

5<sup>th</sup> Floor, TD Office Building 20A Le Hong Phong, Ngo Quyen Dist., Hai Phong  
Tel: (84-225) 3859 236 Fax: (84-225) 3859 239

### Da Nang Branch

3<sup>rd</sup> Floor, Danabook Building 76-78 Bach Dang, Hai Chau Dist., Danang  
Tel: (84-236) 3892 896 Fax: (84-236) 3892 895

[fujifilm.com/fbvn](http://fujifilm.com/fbvn)

The available model varies depending on the country/region. Please ask the sales representatives for details.

The product specifications, appearance and other details in this brochure are subject to change without notice for improvements.

**Reproduction Prohibitions** Please note that reproduction of the following is prohibited by law: •Domestic and foreign currencies, government-issued securities, and national bonds and local bond certificates. •Unused postage stamps, post cards, etc. •Certificate stamps stipulated by law. •Reproducing works forming the subject matter of copyright (literary works, musical works, paintings, engravings, maps, cinematographic works, drawings, photographic works, etc.) is not permitted unless the reproduction is for the purpose of personal use, family use or other similar uses within a limited circle.

**Trademarks** •FUJIFILM and FUJIFILM logo are registered trademarks or trademarks of FUJIFILM Corporation. •Revoria, Revoria logo, Revoria Press and Revoria Flow are registered trademarks or trademarks of FUJIFILM Business Innovation Corp. •macOS and Bonjour are trademarks of Apple Inc., registered in the U.S. and other countries and regions. •Adobe, Adobe logo, PostScript and PostScript logo, Adobe PDF, Adobe PDF Print Engine are either registered trademarks or trademarks of Adobe in the United States and/or other countries. •Windows, Windows Server and Active Directory are registered trademarks of Microsoft Corporation. •All product names and company names mentioned in this brochure are trademarks or registered trademarks of their respective companies.



### For Your Safety

Before using the product, read the Instruction Manual carefully for proper use. Use the product with the power source and voltage specified. Be sure to establish ground connection. Otherwise, electronic shock may result in the case of a failure or short circuit.